


First Level (Primary 2 & 3) Literacy Home Activities

Go over your common words list and try to read them quickly. You could create your own word tin or flashcards.



Spot common words in books, outside and around the house. Make a list. What is the most/least frequent word to appear?



Share a story with a grown up. Talk about characters and answer questions about who, what, when, why? Create a picture of a character or setting and write down words to describe it/them.



Can you re-tell the story by talking about the beginning, middle and end.

Story Structure
Writers organize stories to have a clear beginning, middle, and end.

Beginning	Middle	End
Introduces characters, setting (where and when), and problem.	The character tries solving the problem and how they go about doing it.	The problem is solved.

Ask your adult questions about a story you have read and check they answer correctly!

Colour Spell - Can you write your common words out neatly using the correct colours?


Red small letters - a, c, e, i, m, n, o, r, s, u, v, w, x, z
Blue tall letters - b, d, h, k, l, t
Green hang down letters - g, j, p, q, y
 What about f?

Join 'Oxford Owl' online to access lots of amazing free resources and activities.




Cut out individual letters and phonemes and try to build words using those letters. I can make lots of words with the sounds below.


Create a comic strip. Use pictures, words, speech bubbles, thought bubbles and cartoon words – have fun!



Make snap cards with some of your words and letters and have a game. Who will win?



Make your own books and stories. You could be the author and illustrator.



Use your list of phonemes or your common words. Can you make lists of word that rhyme? Can you challenge someone in your home to do the same? Who can make the longest list?

blue
glue
clue

Get your adult to say words and see if you can hear and say the different phonemes, can you spot letters which are special friends and work together to make a sound

e.g. **sh** - **o** - **p**
l - **igh** - **t**

