

## **BSI Symbols for Graphic Communication**

Throughout the Graphic Communication Courses, candidates should develop a knowledge of current British Standards conventions (such as dimensioning and line types) and symbols.

This document contains a list of common symbols that candidates must be familiar with and which they may be asked to identify or draw unseen in an external examination.

There may be occasions where candidates could be asked to use British Standards symbols from outwith this list in the external examination – in such cases we would provide the symbol (an example of this may be to appropriately place the symbol for an electricity meter on a floor plan of a house).

**Please note that this list may not be taken into an external examination.**

### **Advanced Higher**











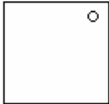







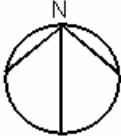
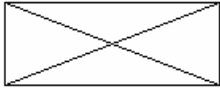



Although candidates should continue to develop their knowledge of BSI symbols and conventions, they will not be asked to identify any symbols in the Advanced Higher examination.

### **Standard Grade, Intermediate 1, Intermediate 2 and Higher**

All candidates should be familiar with the 3<sup>rd</sup> angle projection symbol and the following:

	SG	Int 1	Int 2	Higher
<b>Architectural/ Building Symbols</b>				
Sink	✓	✓	✓	✓
Sinktop	✓	✓	✓	✓
Wash Basin	✓	✓	✓	✓
Bath	✓		✓	✓
Shower Tray	✓	✓	✓	✓
WC	✓	✓	✓	✓
Window	✓		✓	✓
Door	✓	✓	✓	✓
Radiator	✓		✓	✓
Lamp	✓	✓	✓	✓
Switch (one pole/one way)	✓	✓	✓	✓
Socket	✓	✓	✓	✓
North Symbol	✓		✓	✓
Sawn Timber	✓		✓	✓
Concrete	✓		✓	✓
Insulation	✓		✓	✓
Brickwork	✓		✓	✓
<b>Signs</b>				
Prohibition	✓		✓	✓
Safe Condition	✓		✓	✓
Warning	✓		✓	✓
Mandatory	✓		✓	✓
BSI Kitemark	✓		✓	✓
<b>Abbreviations/ Symbols</b>				
<b>CL</b> Centre Line			✓	✓
<b>AF</b> Across Flats			✓	✓
<b>AC</b> Across Corners			✓	✓
<b>Ø</b> Diameter		✓	✓	✓
<b>R</b> Radius		✓	✓	✓
<b>□</b> Square		✓	✓	✓

## BSI Symbols for Graphic Communication

<p>Hatching</p> 	<p>Prohibition Sign</p>  <p>Red</p>	<p>Safe Condition Sign</p>  <p>Green</p>	<p>Warning Sign</p>  <p>Yellow &amp; Black</p>	<p>Mandatory Sign</p>  <p>Blue</p>	<p>BSI Kitemark</p> 
<p>Sink</p> 	<p>Sinktop</p> 	<p>Wash Basin</p> 	<p>Bath</p> 	<p>Shower Tray</p> 	<p>WC</p> 
<p>Window</p> 	<p>Door</p> 	<p>Radiator</p> 	<p>Lamp</p> 	<p>Switch</p> 	<p>Socket</p> 
<p>North Symbol</p> 	<p>Sawn Timber</p> 	<p>Concrete</p> 	<p>Insulation</p> 	<p>Brickwork</p> 	<p>3rd Angle Projection Symbol</p> 