



National
Qualifications
2015

X757/76/02

**Physics
Section 1—Questions**

TUESDAY, 5 MAY
1:00 PM – 3:30 PM

Instructions for the completion of Section 1 are given on *Page two* of your question and answer booklet X757/76/01.

Record your answers on the answer grid on *Page three* of your question and answer booklet.

Reference may be made to the Data Sheet on *Page two* of this booklet and to the Relationships Sheet X757/76/11.

Before leaving the examination room you must give your question and answer booklet to the Invigilator; if you do not, you may lose all the marks for this paper.



* X 7 5 7 7 6 0 2 *

DATA SHEET

COMMON PHYSICAL QUANTITIES

Quantity	Symbol	Value	Quantity	Symbol	Value
Speed of light in vacuum	c	$3.00 \times 10^8 \text{ m s}^{-1}$	Planck's constant	h	$6.63 \times 10^{-34} \text{ J s}$
Magnitude of the charge on an electron	e	$1.60 \times 10^{-19} \text{ C}$	Mass of electron	m_e	$9.11 \times 10^{-31} \text{ kg}$
Universal Constant of Gravitation	G	$6.67 \times 10^{-11} \text{ m}^3 \text{ kg}^{-1} \text{ s}^{-2}$	Mass of neutron	m_n	$1.675 \times 10^{-27} \text{ kg}$
Gravitational acceleration on Earth	g	9.8 m s^{-2}	Mass of proton	m_p	$1.673 \times 10^{-27} \text{ kg}$
Hubble's constant	H_0	$2.3 \times 10^{-18} \text{ s}^{-1}$			

REFRACTIVE INDICES

The refractive indices refer to sodium light of wavelength 589 nm and to substances at a temperature of 273 K.

Substance	Refractive index	Substance	Refractive index
Diamond	2.42	Water	1.33
Crown glass	1.50	Air	1.00

SPECTRAL LINES

Element	Wavelength/nm	Colour	Element	Wavelength/nm	Colour
Hydrogen	656	Red	Cadmium	644	Red
	486	Blue-green		509	Green
	434	Blue-violet		480	Blue
	410	Violet	Lasers		
	397	Ultraviolet	<i>Element</i>	<i>Wavelength/nm</i>	<i>Colour</i>
	389	Ultraviolet	Carbon dioxide	9550 } 10590 }	Infrared
Sodium	589	Yellow	Helium-neon	633	Red

PROPERTIES OF SELECTED MATERIALS

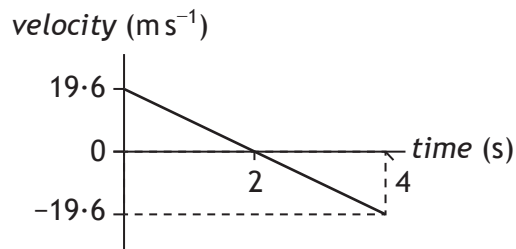
Substance	Density/kg m ⁻³	Melting Point/K	Boiling Point/K
Aluminium	2.70×10^3	933	2623
Copper	8.96×10^3	1357	2853
Ice	9.20×10^2	273	...
Sea Water	1.02×10^3	264	377
Water	1.00×10^3	273	373
Air	1.29
Hydrogen	9.0×10^{-2}	14	20

The gas densities refer to a temperature of 273 K and a pressure of $1.01 \times 10^5 \text{ Pa}$.

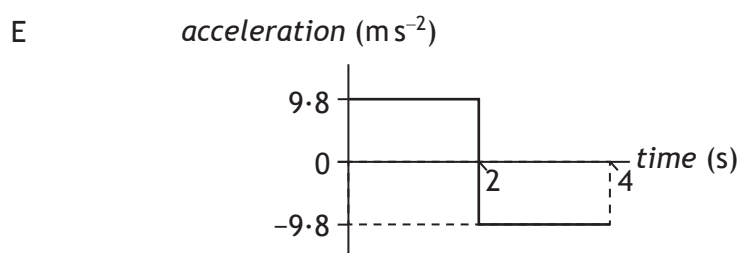
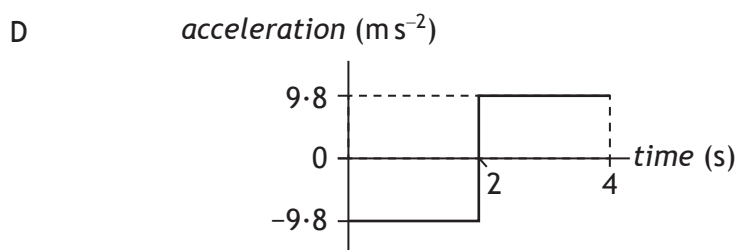
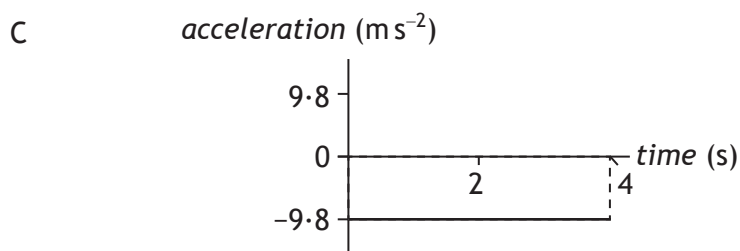
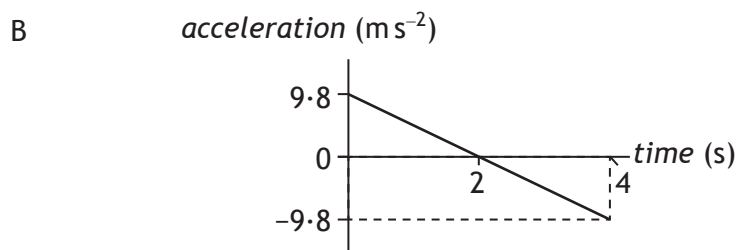
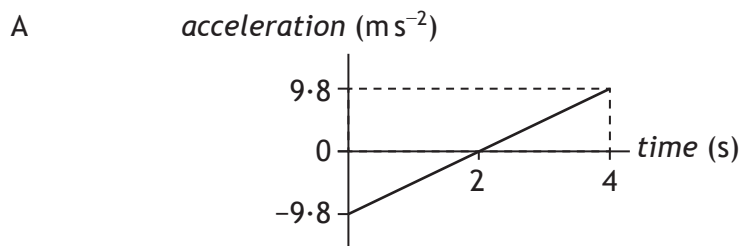
SECTION 1 — 20 marks

Attempt ALL questions

1. The following velocity-time graph represents the vertical motion of a ball.



Which of the following acceleration-time graphs represents the same motion?

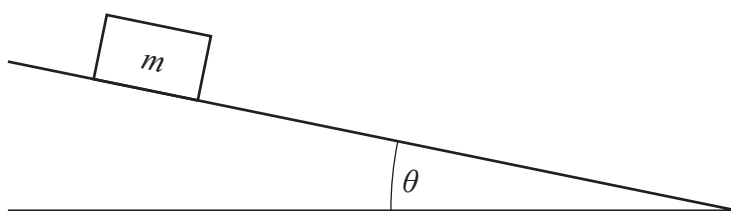


2. A car is travelling at 12 m s^{-1} along a straight road. The car now accelerates uniformly at -1.5 m s^{-2} for 6.0 s .

The distance travelled during this time is

- A 18 m
- B 45 m
- C 68 m
- D 72 m
- E 99 m.

3. A box of mass m rests on a slope as shown.



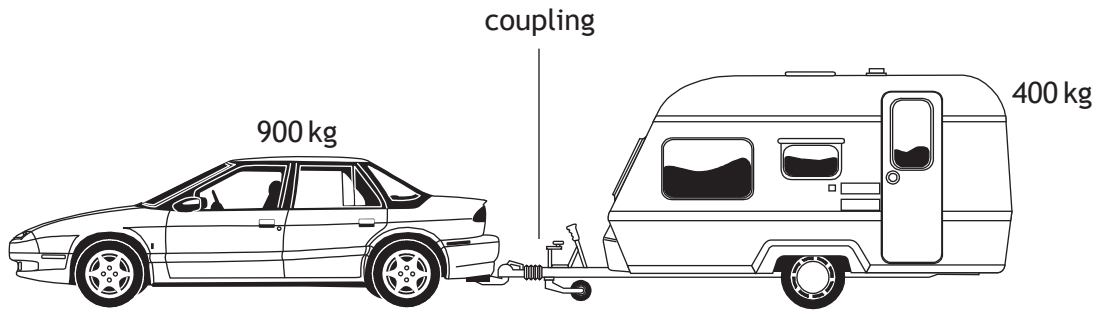
Which row in the table shows the component of the weight acting down the slope and the component of the weight acting normal to the slope?

	<i>Component of weight acting down the slope</i>	<i>Component of weight acting normal to the slope</i>
A	$mg \sin\theta$	$mg \cos\theta$
B	$mg \tan\theta$	$mg \sin\theta$
C	$mg \cos\theta$	$mg \sin\theta$
D	$mg \cos\theta$	$mg \tan\theta$
E	$mg \sin\theta$	$mg \tan\theta$

4. A person stands on bathroom scales in a lift. The scales show a reading greater than the person's weight. The lift is moving

- A upwards with constant speed
- B downwards with constant speed
- C downwards with increasing speed
- D downwards with decreasing speed
- E upwards with decreasing speed.

5. A car of mass 900 kg pulls a caravan of mass 400 kg along a straight, horizontal road with an acceleration of 2.0 m s^{-2} .



Assuming that the frictional forces on the caravan are negligible, the tension in the coupling between the car and the caravan is

- A 400 N
B 500 N
C 800 N
D 1800 N
E 2600 N.
6. Water flows at a rate of $6.25 \times 10^8 \text{ kg}$ per minute over a waterfall.
The height of the waterfall is 108 m.
The total power delivered by the water in falling through the 108 m is
- A $1.13 \times 10^9 \text{ W}$
B $1.10 \times 10^{10} \text{ W}$
C $6.62 \times 10^{11} \text{ W}$
D $4.05 \times 10^{12} \text{ W}$
E $3.97 \times 10^{13} \text{ W}$.
7. A spacecraft is travelling at a constant speed of $0.60c$ relative to the Moon.
An observer on the Moon measures the length of the moving spacecraft to be 190 m.
The length of the spacecraft as measured by an astronaut on the spacecraft is
- A 120 m
B 152 m
C 238 m
D 297 m
E 300 m.

[Turn over

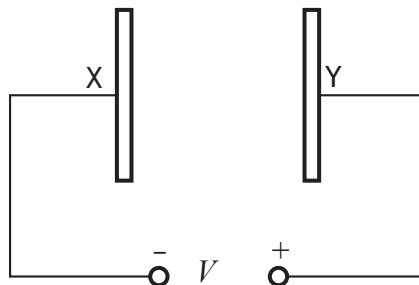
8. A siren on an ambulance emits sound at a constant frequency of 750 Hz. The ambulance is travelling at a constant speed of 25.0 m s^{-1} towards a stationary observer. The speed of sound in air is 340 m s^{-1} . The frequency of the sound heard by the observer is

- A 695 Hz
- B 699 Hz
- C 750 Hz
- D 805 Hz
- E 810 Hz.

9. The emission of beta particles in radioactive decay is evidence for the existence of

- A quarks
- B electrons
- C gluons
- D neutrinos
- E bosons.

10. Two parallel metal plates X and Y in a vacuum have a potential difference V across them.

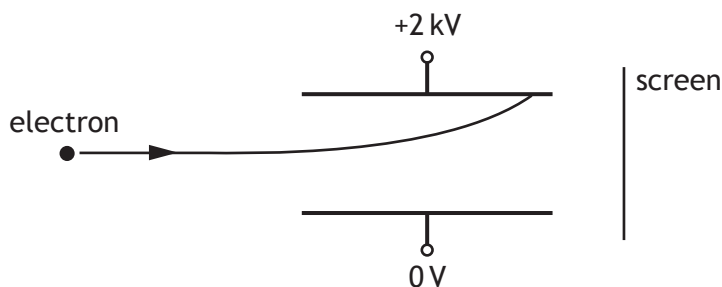


An electron of charge e and mass m , initially at rest, is released from plate X.

The speed of the electron when it reaches plate Y is given by

- A $\frac{2eV}{m}$
- B $\sqrt{\frac{2eV}{m}}$
- C $\sqrt{\frac{2V}{em}}$
- D $\frac{2V}{em}$
- E $\frac{2mV}{e}$

11. A potential difference of 2 kV is applied across two metal plates.
An electron passes between the metal plates and follows the path shown.

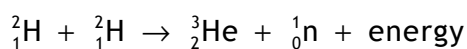


A student makes the following statements about changes that could be made to allow the electron to pass between the plates and reach the screen.

- I Increasing the initial speed of the electron could allow the electron to reach the screen.
- II Increasing the potential difference across the plates could allow the electron to reach the screen.
- III Reversing the polarity of the plates could allow the electron to reach the screen.

Which of these statements is/are correct?

- A I only
 - B II only
 - C III only
 - D I and II only
 - E I and III only
12. The following statement describes a fusion reaction.



The total mass of the particles before the reaction is 6.684×10^{-27} kg.

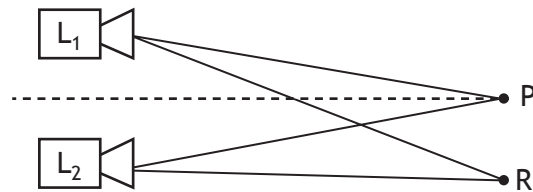
The total mass of the particles after the reaction is 6.680×10^{-27} kg.

The energy released in the reaction is

- A 6.012×10^{-10} J
- B 6.016×10^{-10} J
- C 1.800×10^{-13} J
- D 3.600×10^{-13} J
- E 1.200×10^{-21} J.

[Turn over

13. Two identical loudspeakers, L_1 and L_2 , are operated at the same frequency and in phase with each other. An interference pattern is produced.



At position P, which is the same distance from both loudspeakers, there is a maximum.

The next maximum is at position R, where $L_1R = 5.6 \text{ m}$ and $L_2R = 5.3 \text{ m}$.

The speed of sound in air is 340 m s^{-1} .

The frequency of the sound emitted by the loudspeakers is

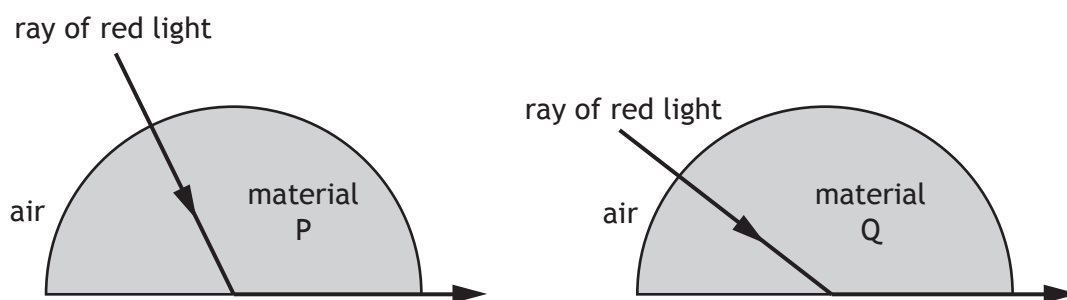
- A $8.8 \times 10^{-4} \text{ Hz}$
 B $3.1 \times 10^1 \text{ Hz}$
 C $1.0 \times 10^2 \text{ Hz}$
 D $1.1 \times 10^3 \text{ Hz}$
 E $3.7 \times 10^3 \text{ Hz}$.
14. An experiment is carried out to measure the wavelength of red light from a laser.
 The following values for the wavelength are obtained.

650 nm 640 nm 635 nm 648 nm 655 nm

The mean value for the wavelength and the approximate random uncertainty in the mean is

- A $(645 \pm 1) \text{ nm}$
 B $(645 \pm 4) \text{ nm}$
 C $(646 \pm 1) \text{ nm}$
 D $(646 \pm 4) \text{ nm}$
 E $(3228 \pm 20) \text{ nm}$.

15. Red light is used to investigate the critical angle of two materials P and Q.



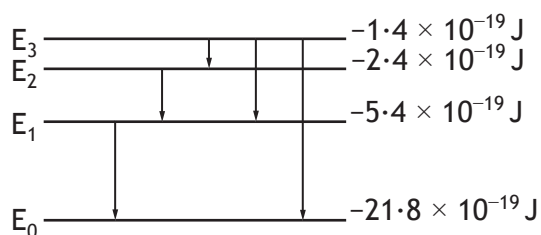
A student makes the following statements.

- I Material P has a higher refractive index than material Q.
- II The wavelength of the red light is longer inside material P than inside material Q.
- III The red light travels at the same speed inside materials P and Q.

Which of these statements is/are correct?

- A I only
- B II only
- C III only
- D I and II only
- E I, II and III

16. The diagram represents some electron transitions between energy levels in an atom.

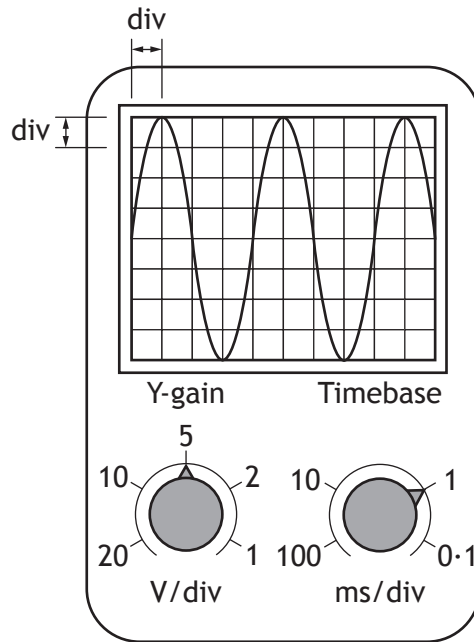


The radiation emitted with the shortest wavelength is produced by an electron making transition

- A E_1 to E_0
- B E_2 to E_1
- C E_3 to E_2
- D E_3 to E_1
- E E_3 to E_0 .

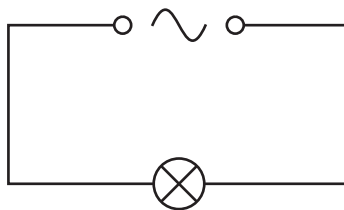
[Turn over

17. The output from a signal generator is connected to the input terminals of an oscilloscope. The trace observed on the oscilloscope screen, the Y-gain setting and the timebase setting are shown.



The frequency of the signal shown is calculated using the

- A timebase setting and the vertical height of the trace
 - B timebase setting and the horizontal distance between the peaks of the trace
 - C Y-gain setting and the vertical height of the trace
 - D Y-gain setting and the horizontal distance between the peaks of the trace
 - E Y-gain setting and the timebase setting.
18. A circuit is set up as shown.



The r.m.s voltage across the lamp is 12 V.

The power produced by the lamp is 24 W.

The peak current in the lamp is

- A 0.71 A
- B 1.4 A
- C 2.0 A
- D 2.8 A
- E 17 A.

19. A student makes the following statements about energy bands in different materials.

- I In metals the highest occupied energy band is not completely full.
- II In insulators the highest occupied energy band is full.
- III The gap between the valence band and conduction band is smaller in semiconductors than in insulators.

Which of these statements is/are correct?

- A I only
- B II only
- C I and II only
- D I and III only
- E I, II and III

20. The upward lift force L on the wings of an aircraft is calculated using the relationship

$$L = \frac{1}{2} \rho v^2 A C_L$$

where:

- ρ is the density of air
- v is the speed of the wings through the air
- A is the area of the wings
- C_L is the coefficient of lift.

The weight of a model aircraft is 80.0 N.

The area of the wings on the model aircraft is 3.0 m².

The coefficient of lift for these wings is 1.6.

The density of air is 1.29 kg m⁻³

The speed required for the model aircraft to maintain a level flight is

- A 2.5 m s⁻¹
- B 3.6 m s⁻¹
- C 5.1 m s⁻¹
- D 12.9 m s⁻¹
- E 25.8 m s⁻¹.

[END OF SECTION 1. NOW ATTEMPT THE QUESTIONS IN SECTION 2
OF YOUR QUESTION AND ANSWER BOOKLET]

[BLANK PAGE]

DO NOT WRITE ON THIS PAGE

FOR OFFICIAL USE



--	--	--	--	--	--

National
Qualifications
2015

Mark

--

X757/76/01

**Physics
Section 1 – Answer Grid
and Section 2**

TUESDAY, 5 MAY
1:00 PM – 3:30 PM



Fill in these boxes and read what is printed below.

Full name of centre

--

Town

--

Forename(s)

--

Surname

--

Number of seat

--

Date of birth

Day

--	--

Month

--	--

Year

--	--

Scottish candidate number

--	--	--	--	--	--	--	--	--	--

Total marks — 130

SECTION 1 — 20 marks

Attempt ALL questions.

Instructions for the completion of Section 1 are given on *Page two*.

SECTION 2 — 110 marks

Attempt ALL questions.

Reference may be made to the Data Sheet on *Page two* of the question paper X757/76/02 and to the Relationship Sheet X757/76/11.

Care should be taken to give an appropriate number of significant figures in the final answers to calculations.

Write your answers clearly in the spaces provided in this booklet. Additional space for answers and rough work is provided at the end of this booklet. If you use this space you must clearly identify the question number you are attempting. Any rough work must be written in this booklet. You should score through your rough work when you have written your final copy.

Use **blue** or **black** ink.

Before leaving the examination room you must give this booklet to the Invigilator; if you do not, you may lose all the marks for this paper.



The questions for Section 1 are contained in the question paper X757/76/02.
Read these and record your answers on the answer grid on *Page three* opposite.
Use **blue** or **black** ink. Do NOT use gel pens or pencil.

1. The answer to each question is **either** A, B, C, D or E. Decide what your answer is, then fill in the appropriate bubble (see sample question below).
2. There is **only one correct** answer to each question.
3. Any rough work must be written in the additional space for answers and rough work at the end of this booklet.

Sample Question

The energy unit measured by the electricity meter in your home is the:

- A ampere
- B kilowatt-hour
- C watt
- D coulomb
- E volt.

The correct answer is **B**—kilowatt-hour. The answer **B** bubble has been clearly filled in (see below).

A	B	C	D	E
<input type="radio"/>	<input checked="" type="radio"/>	<input type="radio"/>	<input type="radio"/>	<input type="radio"/>

Changing an answer

If you decide to change your answer, cancel your first answer by putting a cross through it (see below) and fill in the answer you want. The answer below has been changed to **D**.

A	B	C	D	E
<input type="radio"/>	<input checked="" type="radio"/>	<input type="radio"/>	<input checked="" type="radio"/>	<input type="radio"/>

If you then decide to change back to an answer you have already scored out, put a tick (✓) to the **right** of the answer you want, as shown below:

A	B	C	D	E	or	A	B	C	D	E
<input type="radio"/>	<input checked="" type="radio"/>	<input type="radio"/>	<input checked="" type="radio"/>	<input type="radio"/>		<input type="radio"/>	<input checked="" type="radio"/>	<input type="radio"/>	<input type="radio"/>	<input type="radio"/>



SECTION 1 — Answer Grid



	A	B	C	D	E
1	<input type="radio"/>	<input type="radio"/>	<input type="radio"/>	<input type="radio"/>	<input type="radio"/>
2	<input type="radio"/>	<input type="radio"/>	<input type="radio"/>	<input type="radio"/>	<input type="radio"/>
3	<input type="radio"/>	<input type="radio"/>	<input type="radio"/>	<input type="radio"/>	<input type="radio"/>
4	<input type="radio"/>	<input type="radio"/>	<input type="radio"/>	<input type="radio"/>	<input type="radio"/>
5	<input type="radio"/>	<input type="radio"/>	<input type="radio"/>	<input type="radio"/>	<input type="radio"/>
6	<input type="radio"/>	<input type="radio"/>	<input type="radio"/>	<input type="radio"/>	<input type="radio"/>
7	<input type="radio"/>	<input type="radio"/>	<input type="radio"/>	<input type="radio"/>	<input type="radio"/>
8	<input type="radio"/>	<input type="radio"/>	<input type="radio"/>	<input type="radio"/>	<input type="radio"/>
9	<input type="radio"/>	<input type="radio"/>	<input type="radio"/>	<input type="radio"/>	<input type="radio"/>
10	<input type="radio"/>	<input type="radio"/>	<input type="radio"/>	<input type="radio"/>	<input type="radio"/>
11	<input type="radio"/>	<input type="radio"/>	<input type="radio"/>	<input type="radio"/>	<input type="radio"/>
12	<input type="radio"/>	<input type="radio"/>	<input type="radio"/>	<input type="radio"/>	<input type="radio"/>
13	<input type="radio"/>	<input type="radio"/>	<input type="radio"/>	<input type="radio"/>	<input type="radio"/>
14	<input type="radio"/>	<input type="radio"/>	<input type="radio"/>	<input type="radio"/>	<input type="radio"/>
15	<input type="radio"/>	<input type="radio"/>	<input type="radio"/>	<input type="radio"/>	<input type="radio"/>
16	<input type="radio"/>	<input type="radio"/>	<input type="radio"/>	<input type="radio"/>	<input type="radio"/>
17	<input type="radio"/>	<input type="radio"/>	<input type="radio"/>	<input type="radio"/>	<input type="radio"/>
18	<input type="radio"/>	<input type="radio"/>	<input type="radio"/>	<input type="radio"/>	<input type="radio"/>
19	<input type="radio"/>	<input type="radio"/>	<input type="radio"/>	<input type="radio"/>	<input type="radio"/>
20	<input type="radio"/>	<input type="radio"/>	<input type="radio"/>	<input type="radio"/>	<input type="radio"/>



[BLANK PAGE]

DO NOT WRITE ON THIS PAGE



[Turn over for SECTION 2 on *Page six*

DO NOT WRITE ON THIS PAGE



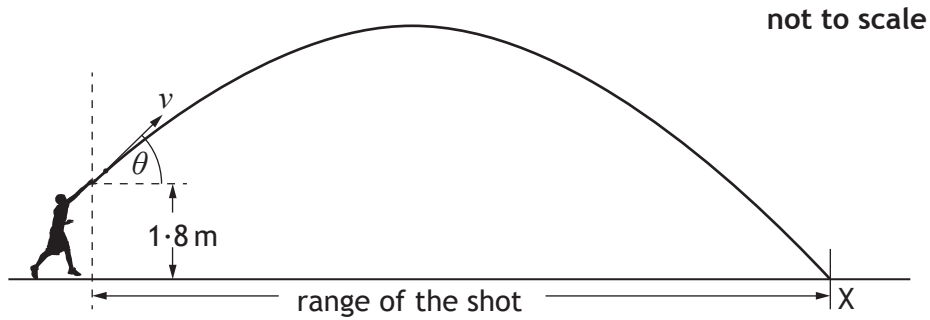
* X 7 5 7 7 6 0 1 0 5 *

SECTION 2 — 110 marks

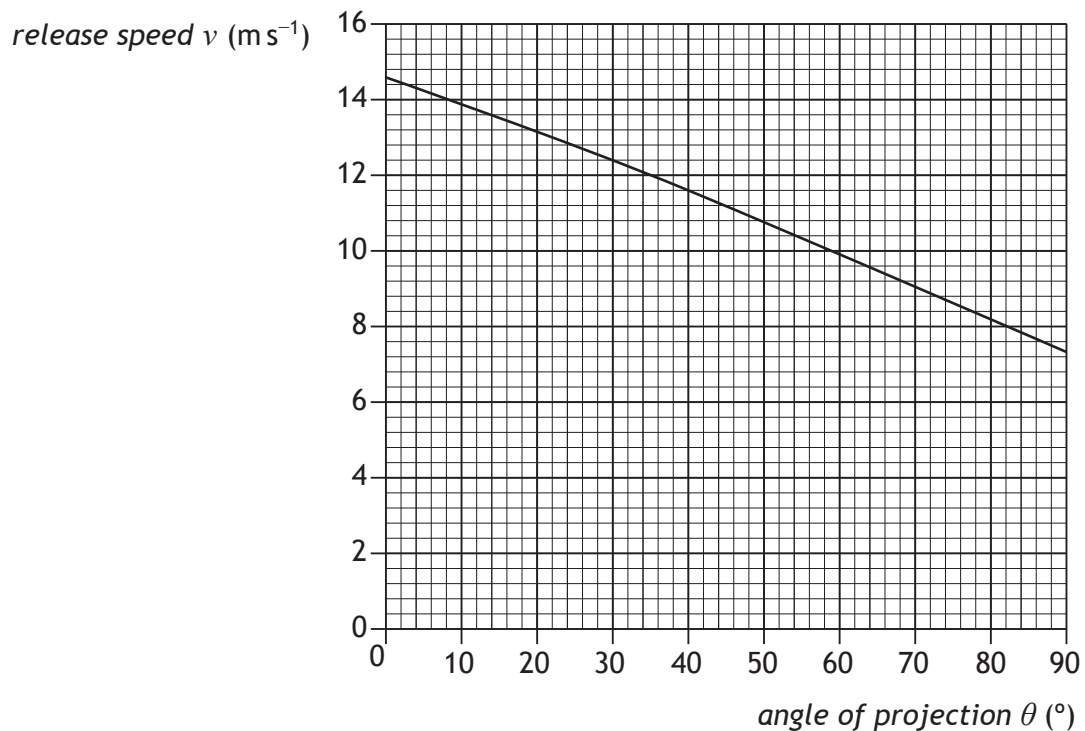
Attempt ALL questions

MARKS
DO NOT
WRITE IN
THIS
MARGIN

1. The shot put is an athletics event in which competitors “throw” a shot as far as possible. The shot is a metal ball of mass 4.0 kg. One of the competitors releases the shot at a height of 1.8 m above the ground and at an angle θ to the horizontal. The shot travels through the air and hits the ground at X. The effects of air resistance are negligible.



The graph shows how the release speed of the shot v varies with the angle of projection θ .



1. (continued)

MARKS
DO NOT
WRITE IN
THIS
MARGIN

(a) The angle of projection for a particular throw is 40° .

(i) (A) State the release speed of the shot at this angle.

1

(B) Calculate the horizontal component of the initial velocity of the shot.

1

Space for working and answer

(C) Calculate the vertical component of the initial velocity of the shot.

1

Space for working and answer

(ii) The maximum height reached by the shot is 4.7m above the ground. The time between release and reaching this height is 0.76s.

(A) Calculate the total time between the shot being released and hitting the ground at X.

4

Space for working and answer



* X 7 5 7 7 6 0 1 0 7 *

MARKS

DO NOT
WRITE IN
THIS
MARGIN

1. (a) (ii) (continued)

(B) Calculate the range of the shot for this throw.

3

Space for working and answer

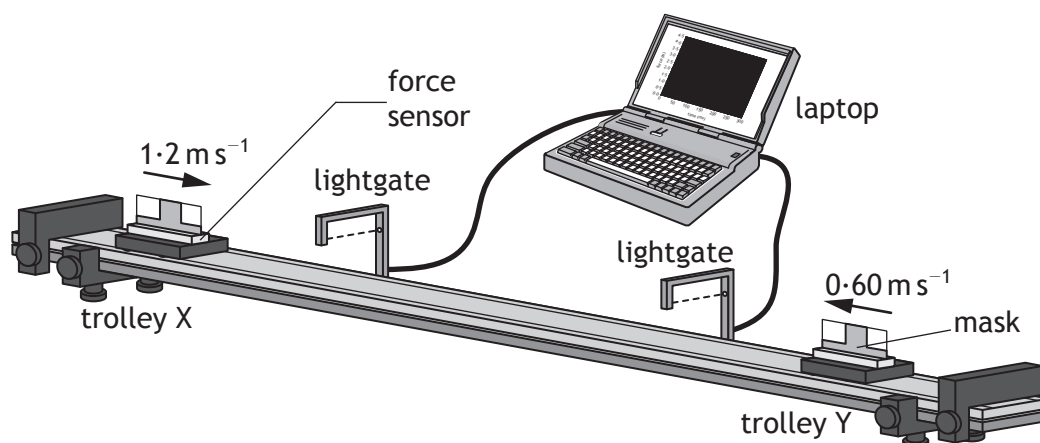
(b) Using information from the graph, explain the effect of increasing the angle of projection on the kinetic energy of the shot at release.

2



* X 7 5 7 7 6 0 1 0 8 *

2. A student sets up an experiment to investigate collisions between two trolleys on a long, horizontal track.



The mass of trolley X is 0.25 kg and the mass of trolley Y is 0.45 kg .

The effects of friction are negligible.

In one experiment, trolley X is moving at 1.2 m s^{-1} to the right and trolley Y is moving at 0.60 m s^{-1} to the left.

The trolleys collide and do not stick together. After the collision, trolley X rebounds with a velocity of 0.80 m s^{-1} to the left.

- (a) Determine the velocity of trolley Y after the collision.

3

Space for working and answer

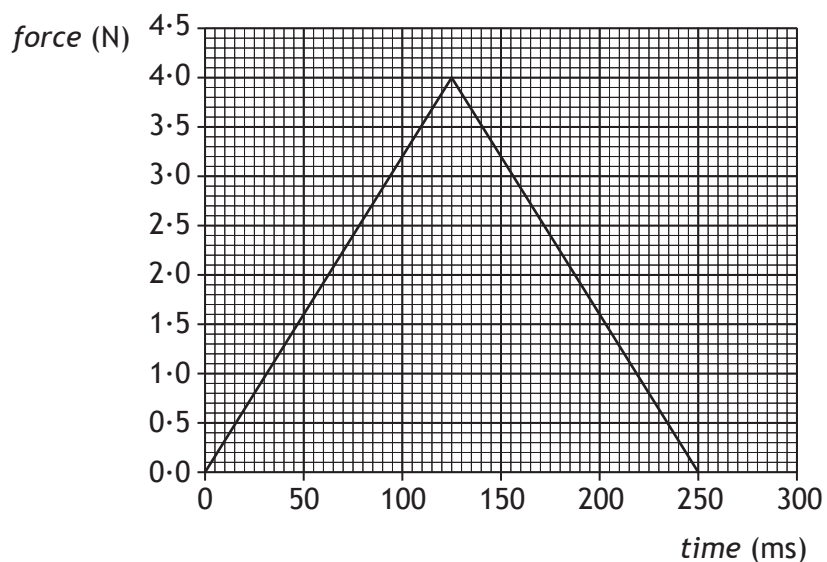
[Turn over



2. (continued)

- (b) The force sensor measures the force acting on trolley Y during the collision.

The laptop displays the following force-time graph for the collision.



- (i) Determine the magnitude of the impulse on trolley Y.

3

Space for working and answer

- (ii) Determine the magnitude of the change in momentum of trolley X.

1



MARKS

DO NOT
WRITE IN
THIS
MARGIN

2. (b) (continued)

- (iii) Sketch a velocity-time graph to show how the velocity of trolley X varies from 0.50 s before the collision to 0.50 s after the collision.

3

Numerical values are required on both axes.


You may wish to use the square-ruled paper on *Page thirty-six*.

[Turn over



* X 7 5 7 7 6 0 1 1 1 *

3. A space probe of mass 5.60×10^3 kg is in orbit at a height of 3.70×10^6 m above the surface of Mars.



Mars



space probe

not to scale

The mass of Mars is 6.42×10^{23} kg.
 The radius of Mars is 3.39×10^6 m.

- (a) Calculate the gravitational force between the probe and Mars.

3

Space for working and answer

- (b) Calculate the gravitational field strength of Mars at this height.

3

Space for working and answer



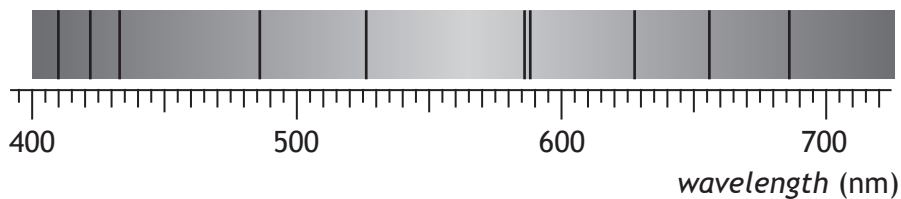
[Turn over for Question 4 on *Page fourteen*

DO NOT WRITE ON THIS PAGE



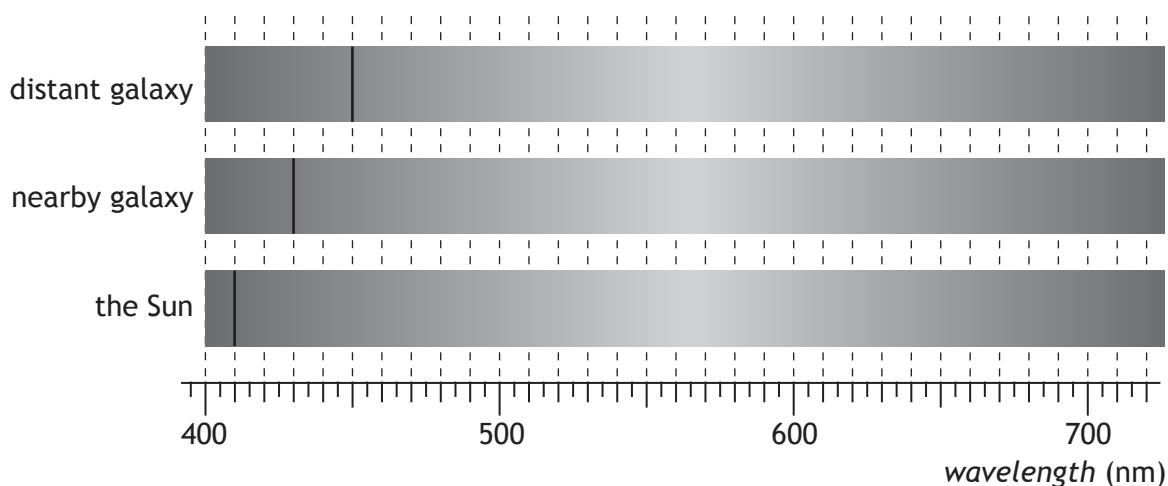
* X 7 5 7 7 6 0 1 1 3 *

4. Light from the Sun is used to produce a visible spectrum.
A student views this spectrum and observes a number of dark lines as shown.



- (a) Explain how these dark lines in the spectrum of sunlight are produced. 2

- (b) One of the lines is due to hydrogen.
The position of this hydrogen line in the visible spectrum is shown for a distant galaxy, a nearby galaxy and the Sun.



- (i) Explain why the position of the line is different in each of the spectra. 2

MARKS

DO NOT
WRITE IN
THIS
MARGIN

4. (b) (continued)

- (ii) Show that the redshift of the light from the distant galaxy is 0.098.

2

Space for working and answer

- (iii) Calculate the approximate distance to the distant galaxy.

5

Space for working and answer

[Turn over



* X 7 5 7 7 6 0 1 1 5 *

MARKS

DO NOT
WRITE IN
THIS
MARGIN

5. A quote from a well-known science fiction writer states:

“In the beginning there was nothing, which exploded.”

Using your knowledge of physics, comment on the above statement.

3



* X 7 5 7 7 6 0 1 1 6 *

6. (a) The Standard Model classifies *force mediating particles* as bosons. Name the boson associated with the electromagnetic force.

1

(b) In July 2012 scientists at CERN announced that they had found a particle that behaved in the way that they expected the Higgs boson to behave. Within a year this particle was confirmed to be a Higgs boson.

This Higgs boson had a mass-energy equivalence of 126 GeV.

(1 eV = 1.6×10^{-19} J)

(i) Show that the mass of the Higgs boson is 2.2×10^{-25} kg.

3

Space for working and answer

(ii) Compare the mass of the Higgs boson with the mass of a proton in terms of orders of magnitude.

2

Space for working and answer

[Turn over



* X 7 5 7 7 6 0 1 1 7 *

MARKS

DO NOT
WRITE IN
THIS
MARGIN

7. The use of analogies from everyday life can help better understanding of physics concepts. Throwing different balls at a coconut shy to dislodge a coconut is an analogy which can help understanding of the photoelectric effect.



Use your knowledge of physics to comment on this analogy.

3



* X 7 5 7 7 6 0 1 1 8 *

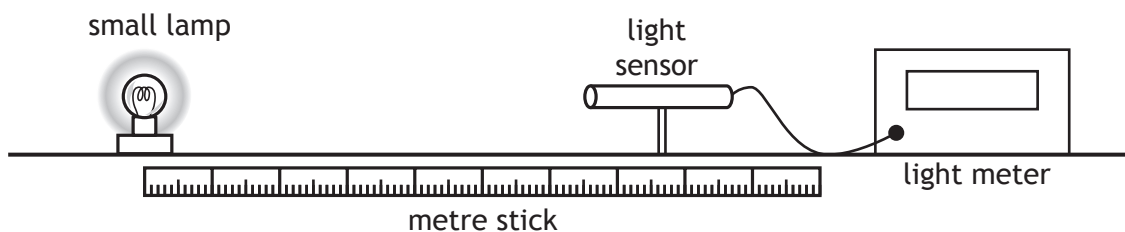
[Turn over for Question 8 on *Page twenty*

DO NOT WRITE ON THIS PAGE



* X 7 5 7 7 6 0 1 1 9 *

8. A student investigates how irradiance I varies with distance d from a point source of light.



The distance between a small lamp and a light sensor is measured with a metre stick. The irradiance is measured with a light meter.

The apparatus is set up as shown in a darkened laboratory.

The following results are obtained.

d (m)	0.20	0.30	0.40	0.50
I (W m^{-2})	134.0	60.5	33.6	21.8

- (a) State what is meant by the term *irradiance*. 1
- (b) Use **all** the data to establish the relationship between irradiance I and distance d . 3



8. (continued)

- (c) The lamp is now moved to a distance of 0.60 m from the light sensor.
Calculate the irradiance of light from the lamp at this distance.

3

Space for working and answer

- (d) Suggest one way in which the experiment could be improved.
You **must** justify your answer.

2

- (e) The student now replaces the lamp with a different small lamp.
The power output of this lamp is 24 W.
Calculate the irradiance of light from this lamp at a distance of 2.0 m.

4

Space for working and answer

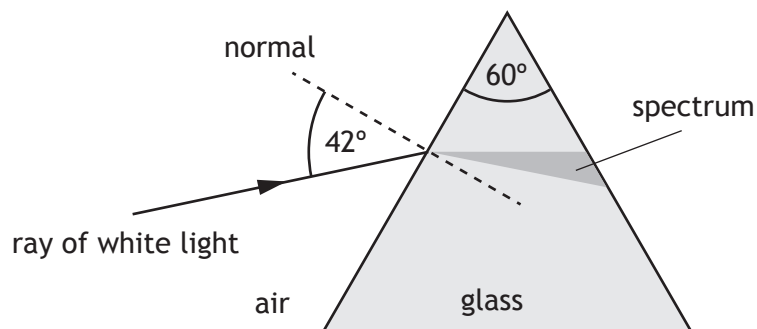


* X 7 5 7 7 6 0 1 2 1 *

9. A student carries out two experiments to investigate the spectra produced from a ray of white light.

(a) In the first experiment, a ray of white light is incident on a glass prism as shown.

not to scale



(i) Explain why a spectrum is produced in the glass prism.

1

(ii) The refractive index of the glass for red light is 1.54.
Calculate the speed of red light in the glass prism.

3

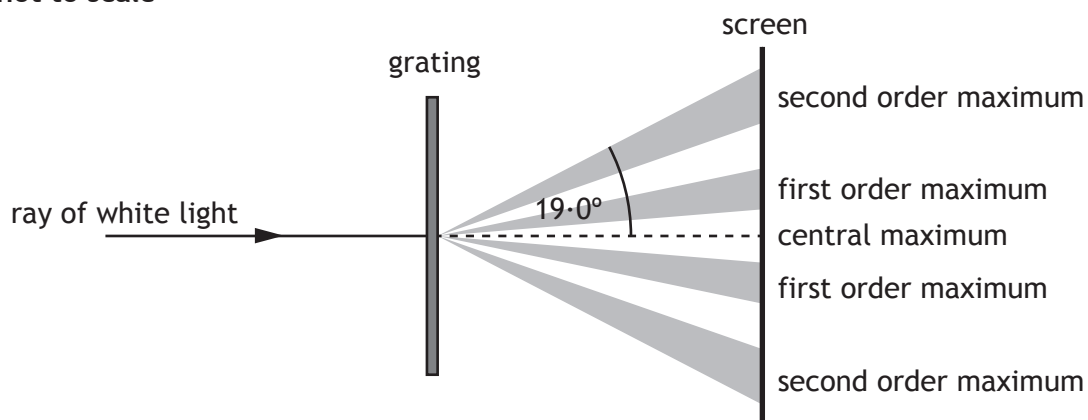
Space for working and answer



9. (continued)

(b) In the second experiment, a ray of white light is incident on a grating.

not to scale



The angle between the central maximum and the second order maximum for red light is 19.0° .

The frequency of this red light is 4.57×10^{14} Hz.

(i) Calculate the distance between the slits on this grating.

5

Space for working and answer

(ii) Explain why the angle to the second order maximum for blue light is different to that for red light.

3



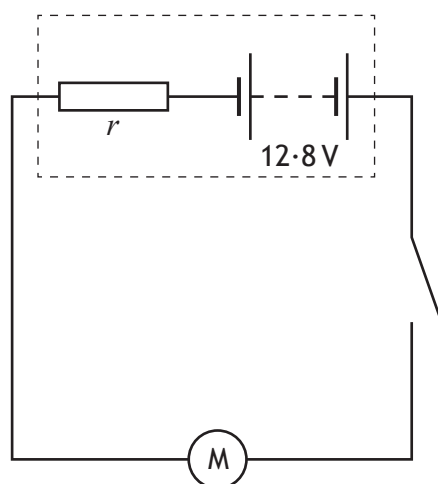
[BLANK PAGE]

DO NOT WRITE ON THIS PAGE



* X 7 5 7 7 6 0 1 2 4 *

10. A car battery is connected to an electric motor as shown.



The electric motor requires a large current to operate.

(a) The car battery has an e.m.f. of 12.8V and an internal resistance r of $6.0 \times 10^{-3} \Omega$. The motor has a resistance of 0.050Ω .

(i) State what is meant by an *e.m.f. of 12.8V*. 1

(ii) Calculate the current in the circuit when the motor is operating. 3

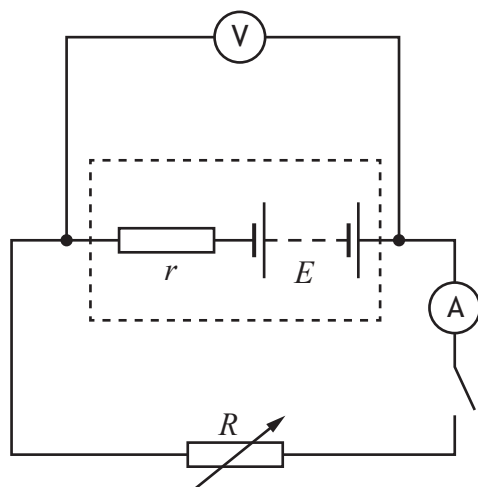
Space for working and answer

(iii) Suggest why the connecting wires used in this circuit have a large diameter. 1

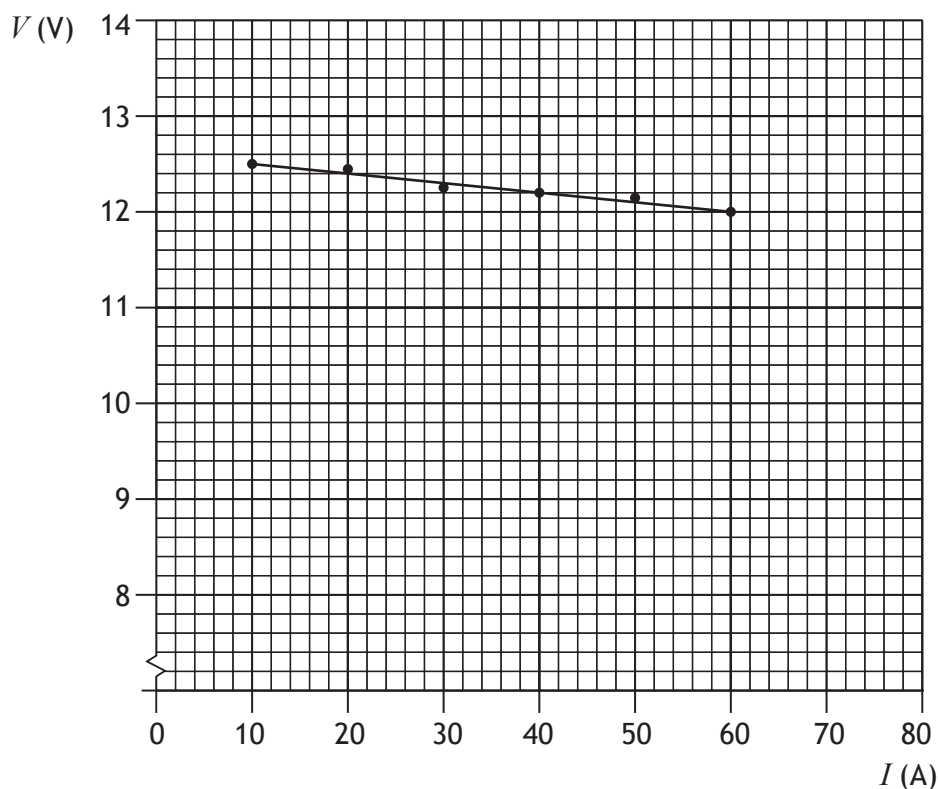


10. (continued)

- (b) A technician sets up the following circuit with a different car battery connected to a variable resistor R .



Readings of current I and terminal potential difference V from this circuit are used to produce the following graph.



MARKS

DO NOT
WRITE IN
THIS
MARGIN

10. (b) (continued)

Use information from the graph to determine:

(i) the e.m.f. of the battery;

1

Space for working and answer

(ii) the internal resistance of the battery;

3

Space for working and answer

[Turn over

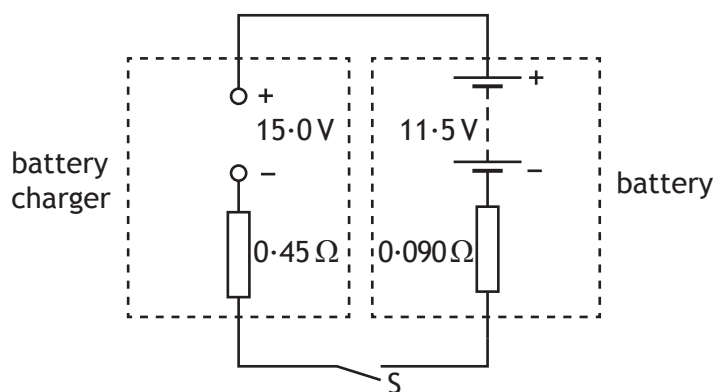


* X 7 5 7 7 6 0 1 2 7 *

10. (b) (continued)

(iii) After being used for some time the e.m.f. of the battery decreases to 11.5 V and the internal resistance increases to 0.090Ω .

The battery is connected to a battery charger of constant e.m.f. 15.0 V and internal resistance of 0.45Ω as shown.



(A) Switch S is closed.

Calculate the initial charging current.

3

Space for working and answer

(B) Explain why the charging current decreases as the battery charges.

2

[Turn over for Question 11 on *Page thirty*


DO NOT WRITE ON THIS PAGE



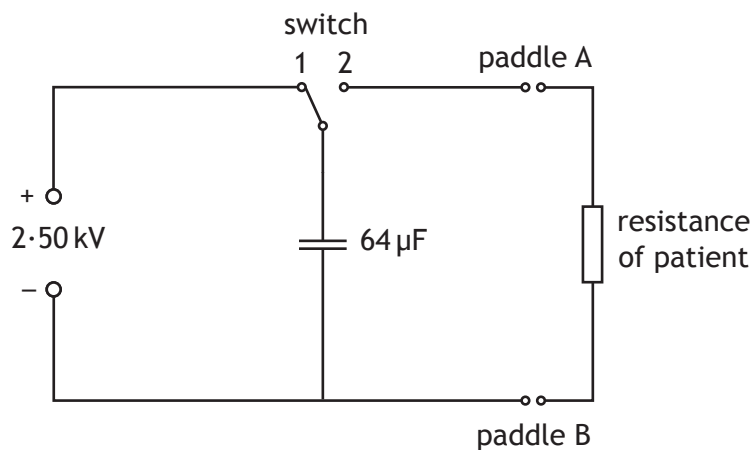
* X 7 5 7 7 6 0 1 2 9 *

11. A defibrillator is a device that provides a high energy electrical impulse to correct abnormal heart beats.

MARKS
DO NOT
WRITE IN
THIS
MARGIN



The diagram shows a simplified version of a defibrillator circuit.



The switch is set to position 1 and the capacitor charges.

- (a) Show the charge on the capacitor when it is fully charged is 0.16 C.

2

Space for working and answer



* X 7 5 7 7 6 0 1 3 0 *

11. (continued)

MARKS

DO NOT
WRITE IN
THIS
MARGIN

- (b) Calculate the maximum energy stored by the capacitor.

3

Space for working and answer

- (c) To provide the electrical impulse required the capacitor is discharged through the person's chest using the paddles as shown



The initial discharge current through the person is 35.0A.

- (i) Calculate the effective resistance of the part of the person's body between the paddles.

3

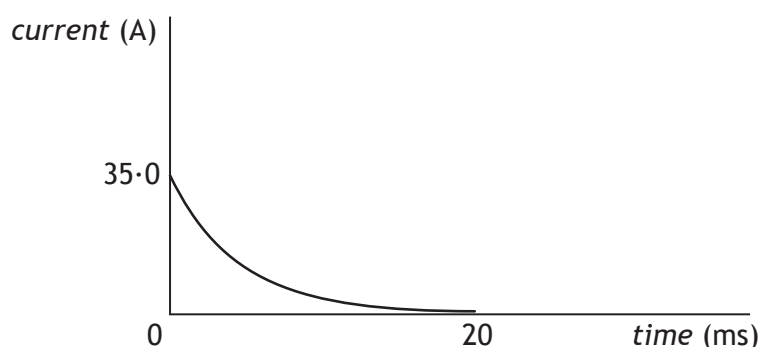
Space for working and answer



* X 7 5 7 7 6 0 1 3 1 *

11. (c) (continued)

- (ii) The graph shows how the current between the paddles varies with time during the discharge of the capacitor.



The effective resistance of the person remains the same during this time.

Explain why the current decreases with time.

1

- (iii) The defibrillator is used on a different person with larger effective resistance. The capacitor is again charged to 2.50 kV.

On the graph in (c)(ii) add a line to show how the current in this person varies with time.

(An additional graph, if required, can be found on *Page thirty-eight*).

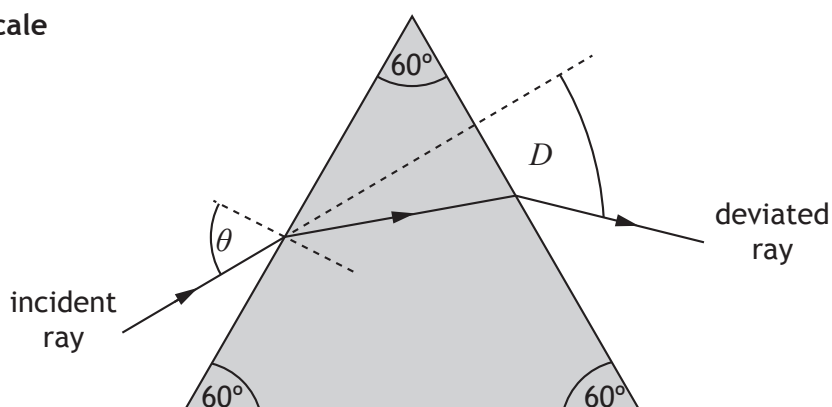
2



12. A student carries out an investigation to determine the refractive index of a prism.

A ray of monochromatic light passes through the prism as shown.

not to scale



The angle of deviation D is the angle between the direction of the incident ray and the deviated ray.

The student varies the angle of incidence θ and measures the corresponding angles of deviation D .

The results are shown in the table.

Angle of incidence θ ($^{\circ}$)	Angle of deviation D ($^{\circ}$)
30.0	47.0
40.0	38.1
50.0	37.5
60.0	38.8
70.0	42.5

(a) Using the square-ruled paper on *Page thirty-five*, draw a graph of D against θ .

3

(b) Using your graph state the two values of θ that produce an angle of deviation of 41.0° .

1

(c) Using your graph give an estimate of the minimum angle of deviation D_m .

1



12. (continued)

- (d) The refractive index n of the prism can be determined using the relationship.

$$n \sin\left(\frac{A}{2}\right) = \sin\left(\frac{A + D_m}{2}\right)$$

where A is the angle at the top of the prism, and D_m is the minimum angle of deviation.

Use this relationship and your answer to (c) to determine the refractive index of the prism.

2

Space for working and answer

- (e) Using the same apparatus, the student now wishes to determine more precisely the minimum angle of deviation.


Suggest two improvements to the experimental procedure that would achieve this.

2


[END OF QUESTION PAPER]




* X 7 5 7 7 6 0 1 3 4 *



* X 7 5 7 7 6 0 1 3 5 *



* X 7 5 7 7 6 0 1 3 6 *

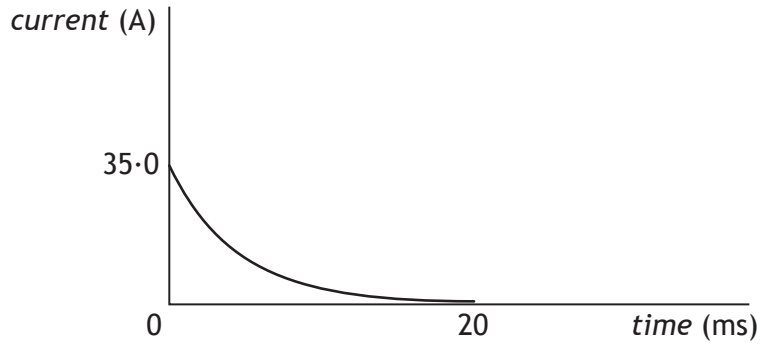


* X 7 5 7 7 6 0 1 3 7 *

ADDITIONAL SPACE FOR ANSWERS AND ROUGH WORK

MARKS
DO NOT
WRITE IN
THIS
MARGIN

Additional graph for Question 11 (c)(iii)



ADDITIONAL SPACE FOR ANSWERS AND ROUGH WORK

MARKS DO NOT
WRITE IN
THIS
MARGIN



* X 7 5 7 7 6 0 1 3 9 *

ACKNOWLEDGEMENT

Section 2, Question 7 – daseaford/shutterstock.com

MARKS DO NOT
WRITE IN
THIS
MARGIN



* X 7 5 7 7 6 0 1 4 0 *



National
Qualifications
2015

X757/76/11

**Physics
Relationship Sheet**

TUESDAY, 5 MAY
1:00 PM – 3:30 PM



Relationships required for Physics Higher

$$d = \bar{v}t$$

$$s = \bar{v}t$$

$$v = u + at$$

$$s = ut + \frac{1}{2}at^2$$

$$v^2 = u^2 + 2as$$

$$s = \frac{1}{2}(u + v)t$$

$$W = mg$$

$$F = ma$$

$$E_W = Fd$$

$$E_p = mgh$$

$$E_k = \frac{1}{2}mv^2$$

$$P = \frac{E}{t}$$

$$p = mv$$

$$Ft = mv - mu$$

$$F = G \frac{m_1 m_2}{r^2}$$

$$t' = \frac{t}{\sqrt{1 - \left(\frac{v}{c}\right)^2}}$$

$$l' = l\sqrt{1 - \left(\frac{v}{c}\right)^2}$$

$$f_o = f_s \left(\frac{v}{v \pm v_s} \right)$$

$$z = \frac{\lambda_{observed} - \lambda_{rest}}{\lambda_{rest}}$$

$$z = \frac{v}{c}$$

$$v = H_0 d$$

$$W = QV$$

$$E = mc^2$$

$$E = hf$$

$$E_k = hf - hf_0$$

$$E_2 - E_1 = hf$$

$$T = \frac{1}{f}$$

$$v = f\lambda$$

$$d \sin \theta = m\lambda$$

$$n = \frac{\sin \theta_1}{\sin \theta_2}$$

$$\frac{\sin \theta_1}{\sin \theta_2} = \frac{\lambda_1}{\lambda_2} = \frac{v_1}{v_2}$$

$$\sin \theta_c = \frac{1}{n}$$

$$I = \frac{k}{d^2}$$

$$I = \frac{P}{A}$$

$$\text{path difference} = m\lambda \quad \text{or} \quad \left(m + \frac{1}{2}\right)\lambda \quad \text{where } m = 0, 1, 2 \dots$$

$$\text{random uncertainty} = \frac{\text{max. value} - \text{min. value}}{\text{number of values}}$$

$$V_{peak} = \sqrt{2}V_{rms}$$

$$I_{peak} = \sqrt{2}I_{rms}$$

$$Q = It$$

$$V = IR$$

$$P = IV = I^2 R = \frac{V^2}{R}$$

$$R_T = R_1 + R_2 + \dots$$

$$\frac{1}{R_T} = \frac{1}{R_1} + \frac{1}{R_2} + \dots$$

$$E = V + Ir$$

$$V_1 = \left(\frac{R_1}{R_1 + R_2} \right) V_s$$

$$\frac{V_1}{V_2} = \frac{R_1}{R_2}$$

$$C = \frac{Q}{V}$$

$$E = \frac{1}{2}QV = \frac{1}{2}CV^2 = \frac{1}{2} \frac{Q^2}{C}$$

Additional Relationships

Circle

$$\text{circumference} = 2\pi r$$

$$\text{area} = \pi r^2$$

Sphere

$$\text{area} = 4\pi r^2$$

$$\text{volume} = \frac{4}{3}\pi r^3$$

Trigonometry

$$\sin \theta = \frac{\text{opposite}}{\text{hypotenuse}}$$

$$\cos \theta = \frac{\text{adjacent}}{\text{hypotenuse}}$$

$$\tan \theta = \frac{\text{opposite}}{\text{adjacent}}$$

$$\sin^2 \theta + \cos^2 \theta = 1$$

Electron Arrangements of Elements

Atomic number	Symbol	Electron arrangement
Name		

Group 1 Group 2
(1)

1 H	4	2	2
1 Hydrogen	4 Be	2,2	(2)
3 Li	2,1		
Lithium	Beryllium		
11 Na	2,8,1	12 Mg	2,8,2
Sodium	Magnesium		
19 K	2,8,8,1	20 Ca	2,8,8,2
Potassium	Calcium		
37 Rb	2,8,18,8,1	38 Sr	2,8,18,8,2
Rubidium	Strontium		
55 Cs	2,8,18,18,8,1	56 Ba	2,8,18,18,8,2
Caesium	Barium		
87 Fr	2,8,18,32,18,8,1	88 Ra	2,8,18,32,18,8,2
Francium	Radium		

Transition Elements

21 Sc	22 Ti	23 V	24 Cr	25 Mn	26 Fe	27 Co	28 Ni	29 Cu	30 Zn
Scandium	Titanium	Vanadium	Chromium	Manganese	Iron	Cobalt	Nickel	Copper	Zinc
39 Y	40 Zr	41 Nb	42 Mo	43 Tc	44 Ru	45 Rh	46 Pd	47 Ag	48 Cd
Yttrium	Zirconium	Niobium	Molybdenum	Technetium	Ruthenium	Rhodium	Palladium	Silver	Cadmium
57 La	72 Hf	73 Ta	74 W	75 Re	76 Os	77 Ir	78 Pt	79 Au	80 Hg
Lanthanum	Hafnium	Tantalum	Tungsten	Rhenium	Osmium	Iridium	Platinum	Gold	Mercury
89 Ac	104 Rf	105 Db	106 Sg	107 Bh	108 Hs	109 Mt	110 Ds	111 Rg	112 Cn
Actinium	Rutherfordium	Dubnium	Seaborgium	Bohrium	Hassium	Meitnerium	Darmstadtium	Roentgenium	Copernicium

Lanthanides

57 La	58 Ce	59 Pr	60 Nd	61 Pm	62 Sm	63 Eu	64 Gd	65 Tb	66 Dy	67 Ho	68 Er	69 Tm	70 Yb	71 Lu
Lanthanum	Cerium	Praseodymium	Neodymium	Promethium	Samarium	Europium	Gadolinium	Terbium	Dysprosium	Holmium	Erbium	Thulium	Ytterbium	Lutetium

Actinides

89 Ac	90 Th	91 Pa	92 U	93 Np	94 Pu	95 Am	96 Cm	97 Bk	98 Cf	99 Es	100 Fm	101 Md	102 No	103 Lr
Actinium	Thorium	Protactinium	Uranium	Neptunium	Plutonium	Americium	Curium	Berkelium	Californium	Einsteinium	Fermium	Mendelevium	Nobelium	Lawrencium

Group 3 Group 4 Group 5 Group 6 Group 7 Group 8
(18)

5 B	6 C	7 N	8 O	9 F	10 Ne
2,3	2,4	2,5	2,6	2,7	2,8
Boron	Carbon	Nitrogen	Oxygen	Fluorine	Neon
13 Al	14 Si	15 P	16 S	17 Cl	18 Ar
2,8,3	2,8,4	2,8,5	2,8,6	2,8,7	2,8,8
Aluminium	Silicon	Phosphorus	Sulfur	Chlorine	Argon
31 Ga	32 Ge	33 As	34 Se	35 Br	36 Kr
2,8,18,3	2,8,18,4	2,8,18,5	2,8,18,6	2,8,18,7	2,8,18,8
Gallium	Germanium	Arsenic	Selenium	Bromine	Krypton
49 In	50 Sn	51 Sb	52 Te	53 I	54 Xe
2,8,18,18,3	2,8,18,18,4	2,8,18,18,5	2,8,18,18,6	2,8,18,18,7	2,8,18,18,8
Indium	Tin	Antimony	Tellurium	Iodine	Xenon
81 Tl	82 Pb	83 Bi	84 Po	85 At	86 Rn
2,8,18,32,18,3	2,8,18,32,18,4	2,8,18,32,18,5	2,8,18,32,18,6	2,8,18,32,18,7	2,8,18,32,18,8
Thallium	Lead	Bismuth	Polonium	Astatine	Radon