

National 3 - Revision for Shape, Space & Measures

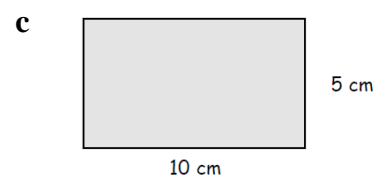
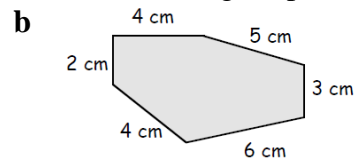
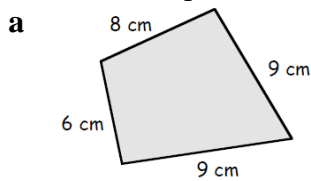
You may use a calculator

Time

- Convert the following times to 24 hour time :-
a 6.50 am b 8.15 pm c 10.30 pm
- Convert the following times to 12 hour time :-
a 1425 b 0840 c 2345
- Bob got on a train at 8.15am and arrived at 11.05am.
How long did the journey take?
- An aeroplane took off at 1142 and arrived at 1837.
How long was the flight?

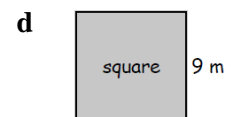
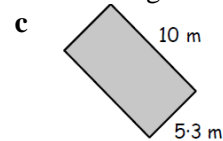
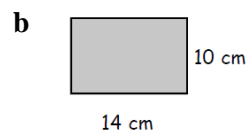
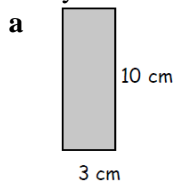
Perimeter

5. Calculate the perimeter of each of the following shapes :-



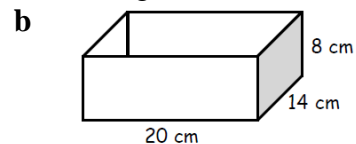
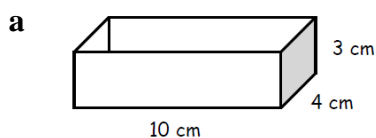
Area

6. Use your formula to calculate the areas of each of the following :-



Volume

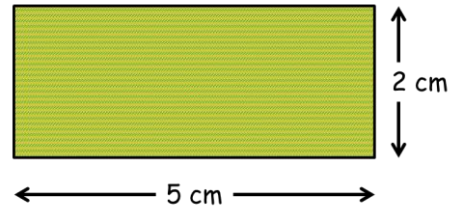
7. Use the formula to calculate the volume of the following cuboids :-



Scale

8. A field has been drawn using a scale of $1 \text{ cm} = 7 \text{ m}$.

The diagram is shown.

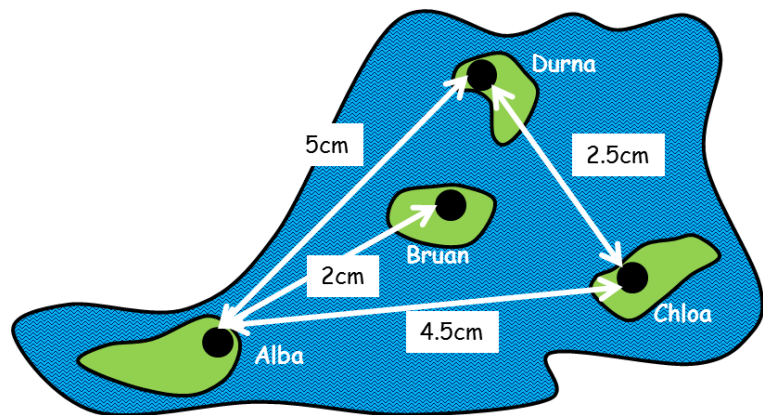


- Calculate the real length of the field.
- Calculate the real width of the width.

9. The map shows a group of islands drawn using a scale of $1 \text{ cm} = 10 \text{ km}$.

Calculate the distance from :-

- Alba to Bruan
- Durna to Chloa
- Durna to Alba
- Chloa to Alba



10. Draw the path through the maze following these instructions :-

Go North 4 boxes
Go East 2 boxes
Go South 3 boxes
Go East 3 boxes
Go North 2 boxes
Go West 1 box
Go North 2 boxes and then step out of the maze

