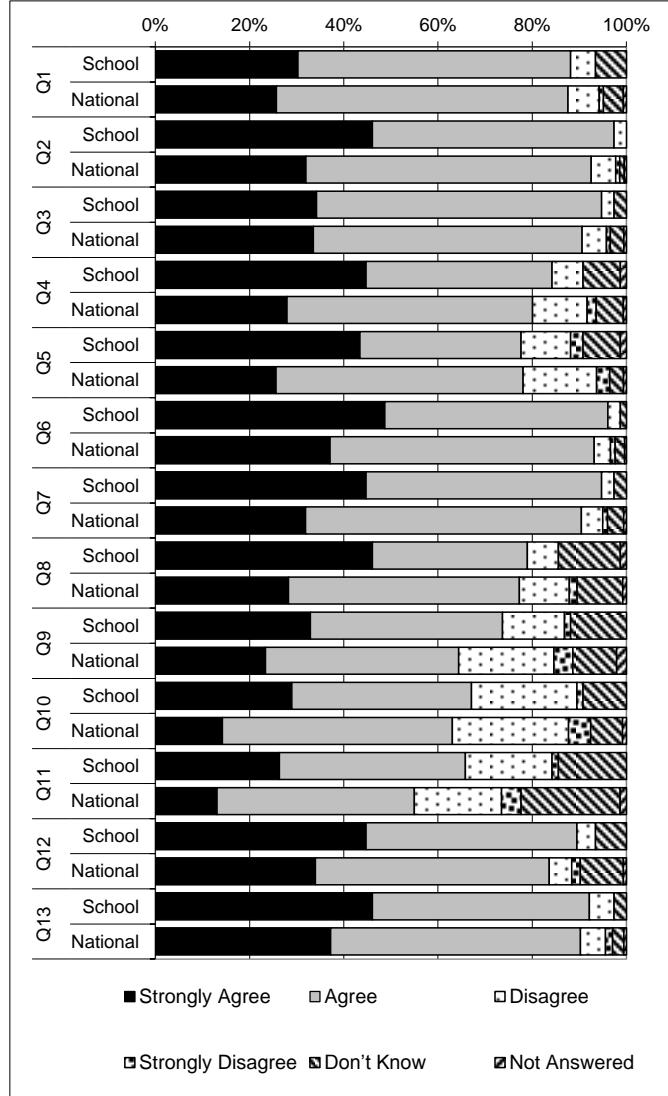


A sample of parents, children and young people, and all members of staff were invited to give their views of the school using a pre-inspection questionnaire. Their views informed the inspection process, including the nature of discussions in a number of meetings. Strengths and issues identified were explored by the inspection team, and the findings are included in the inspection report. The following information gives the statistical detail from those that returned questionnaires.

Parent Questionnaire Summary

Centre Name Cardinal Newman High School
 SEED Number 8518637
 Quest. Issued 254
 Quest. Input 76
 Response Rate 30% National response rate 37%

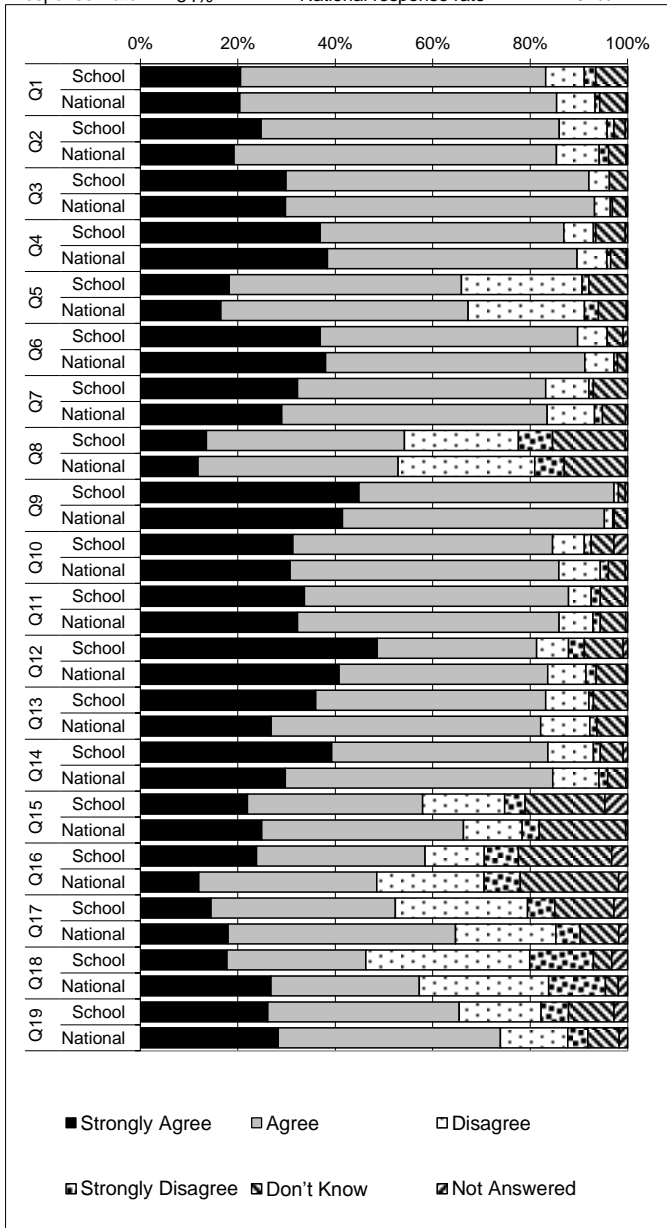


		Percentage %							
		Strongly Agree	Agree	Disagree	Strongly Disagree	Don't Know	Not Answered	Strongly Agree & Agree	Disagree & Strongly Disagree
Q1	School	30%	58%	5%	0%	7%	0%	88%	5%
Q1	National	26%	51%	10%	0%	13%	0%	77%	7%
Q2	School	46%	51%	3%	0%	0%	0%	97%	3%
Q2	National	34%	61%	3%	0%	3%	0%	95%	3%
Q3	School	45%	39%	7%	0%	8%	1%	84%	7%
Q3	National	43%	34%	11%	3%	8%	1%	78%	13%
Q4	School	49%	47%	3%	0%	1%	0%	96%	3%
Q4	National	45%	50%	3%	0%	3%	0%	95%	3%
Q5	School	46%	33%	7%	0%	13%	1%	79%	7%
Q5	National	33%	41%	13%	1%	12%	0%	74%	14%
Q6	School	29%	38%	22%	1%	9%	0%	67%	24%
Q6	National	26%	39%	18%	1%	14%	0%	66%	20%
Q7	School	45%	45%	4%	0%	7%	0%	89%	4%
Q7	National	46%	46%	5%	0%	3%	0%	92%	5%

Note: Will not always sum to 100% due to rounding

Pupil Questionnaire Summary

Centre Name Cardinal Newman High School
 SEED Number 8518637
 Quest. Issued 254
 Quest. Input 214
 Response Rate 84% National response rate 91%



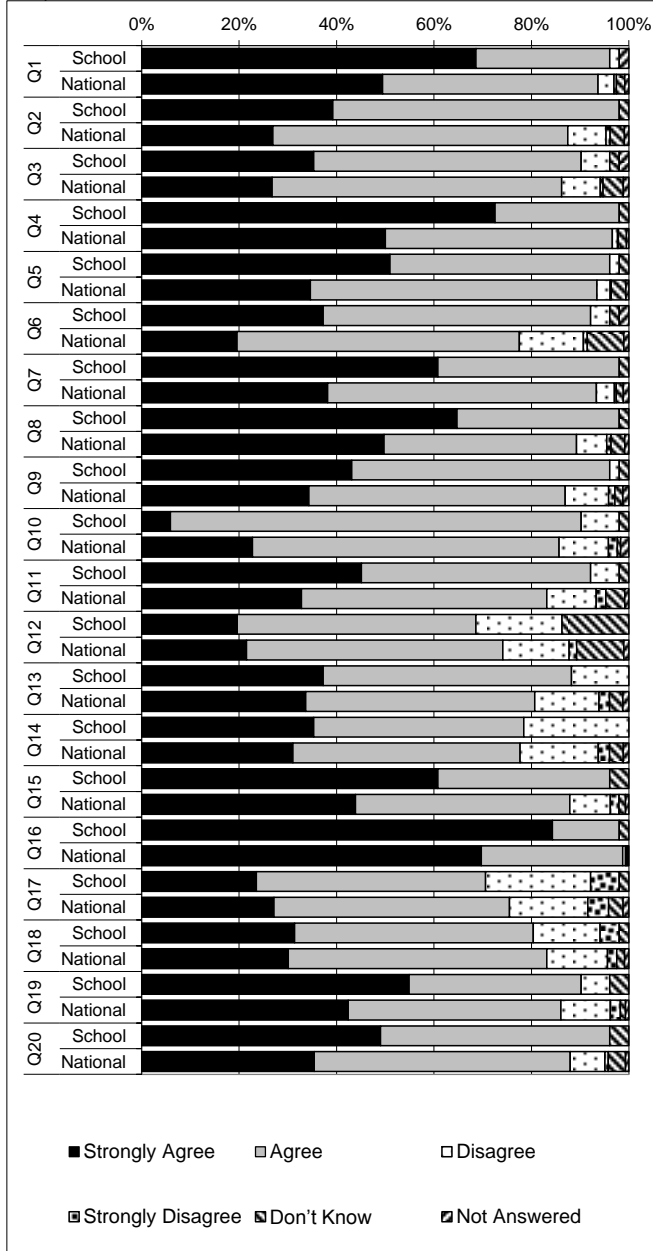
		Percentage %							
		Strongly Agree	Agree	Disagree	Strongly Disagree	Don't Know	Not Answered	Strongly Agree & Agree	Disagree & Strongly Disagree
Q1	School	21%	63%	8%	2%	7%	0%	83%	10%
	National	25%	61%	10%	1%	2%	0%	86%	11%
Q2	School	30%	62%	4%	0%	4%	0%	92%	4%
	National	37%	50%	6%	0%	6%	0%	87%	7%
Q3	School	18%	48%	25%	1%	8%	0%	66%	26%
	National	37%	53%	6%	0%	3%	1%	90%	6%
Q4	School	32%	51%	9%	1%	7%	0%	83%	10%
	National	14%	41%	23%	7%	15%	0%	54%	30%
Q5	School	45%	52%	1%	0%	1%	0%	97%	1%
	National	31%	53%	7%	1%	5%	3%	85%	8%
Q6	School	34%	54%	5%	2%	5%	0%	88%	7%
	National	49%	33%	7%	3%	8%	1%	81%	10%
Q7	School	36%	47%	9%	1%	7%	0%	83%	10%
	National	39%	44%	9%	1%	5%	1%	84%	11%
Q8	School	22%	36%	17%	4%	16%	5%	58%	21%
	National	24%	35%	12%	7%	19%	3%	58%	19%
Q9	School	14%	38%	27%	6%	12%	3%	52%	33%
	National	18%	29%	34%	13%	4%	3%	46%	47%
Q10	School	26%	39%	17%	6%	9%	3%	65%	22%
	National								
Q11	School								
	National								
Q12	School								
	National								
Q13	School								
	National								
Q14	School								
	National								
Q15	School								
	National								
Q16	School								
	National								
Q17	School								
	National								
Q18	School								
	National								
Q19	School								
	National								

Note: Will not always sum to 100% due to rounding

Teacher Questionnaire Summary

Centre Name Cardinal Newman High School
 SEED Number 8518637
 Quest. Issued 85
 Quest. Input 51

Response Rate 60% National response rate 66%



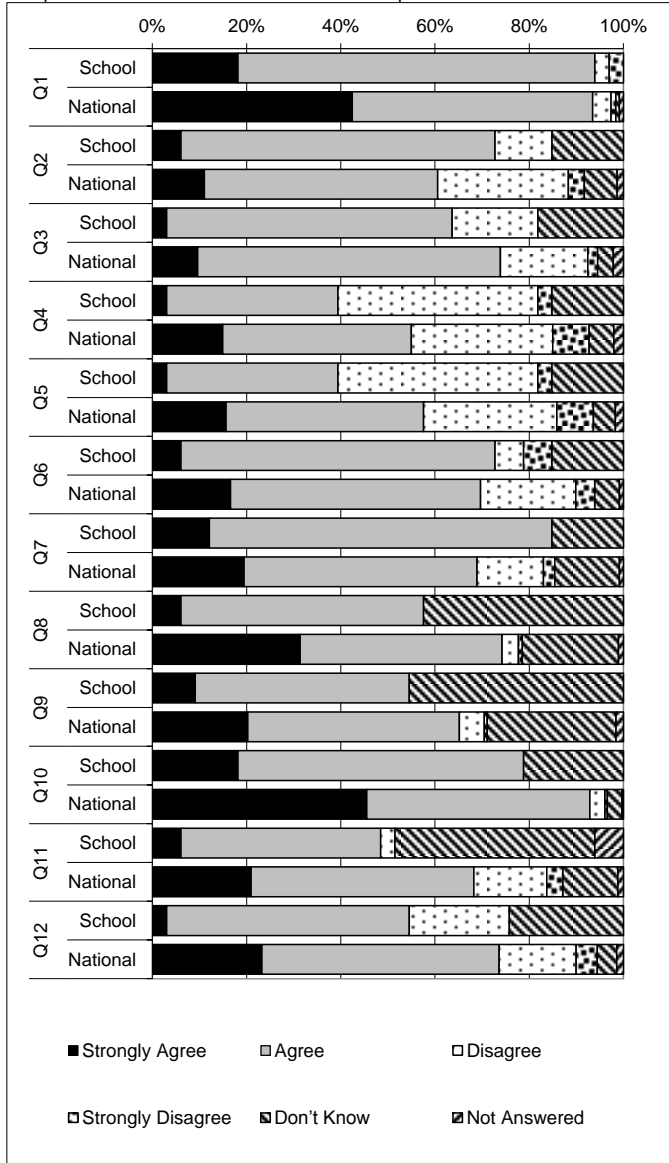
		Percentage %							
		Strongly Agree	Agree	Disagree	Strongly Disagree	Don't Know	Not Answered	Strongly Agree & Agree	Disagree & Strongly Disagree
Q1	Staff regularly discuss how to improve achievement for all pupils at both stage and whole-school level.	69%	27%	2%	0%	0%	2%	96%	2%
Q2	All pupils are given activities which meet their learning needs.	39%	59%	0%	0%	2%	0%	98%	0%
Q3	Pupils are involved in setting learning targets.	35%	55%	6%	0%	2%	2%	90%	6%
Q4	Pupils are provided with regular feedback on what they need to do to improve.	73%	25%	0%	0%	2%	0%	98%	0%
Q5	Pupils are provided with opportunities to evaluate their own work and that of others.	51%	45%	2%	0%	2%	0%	96%	2%
Q6	Staff regularly ask for pupils' views on how their learning experiences could be improved.	37%	55%	4%	0%	2%	2%	92%	4%
Q7	Pupils take an active part in their learning.	61%	37%	0%	0%	2%	0%	98%	0%
Q8	Staff treat all pupils equally.	65%	33%	0%	0%	2%	0%	98%	0%
Q9	Staff and pupils respect each other.	43%	53%	2%	0%	2%	0%	96%	2%
Q10	The pupils are well behaved.	6%	84%	8%	0%	2%	0%	90%	8%
Q11	Support for pupils with additional support needs is effective.	45%	47%	6%	0%	2%	0%	92%	6%
Q12	Parents are fully involved in the school and their children's learning.	20%	49%	18%	0%	14%	0%	69%	18%
Q13	I have been actively involved in developing the school's vision and values.	37%	51%	12%	0%	0%	0%	88%	12%
Q14	I am actively involved in setting priorities to improve the school.	35%	43%	22%	0%	0%	0%	78%	22%
Q15	I have regular opportunities to help shape the curriculum by having staff discussions and working groups.	61%	35%	0%	0%	4%	0%	96%	0%
Q16	I am aware of the school's procedures for protecting children.	84%	14%	0%	0%	2%	0%	98%	0%
Q17	Leadership at all levels is effective.	24%	47%	22%	6%	2%	0%	71%	27%
Q18	Staff communicate effectively with each other.	31%	49%	14%	4%	2%	0%	80%	18%
Q19	I have good opportunities to take part in continuing professional development.	55%	35%	6%	0%	4%	0%	90%	6%
Q20	Staff across the school share good practice.	49%	47%	0%	0%	4%	0%	96%	0%

Note: Will not always sum to 100% due to rounding

DISCLOSURE CONTROL APPLIED

Non-Teaching Questionnaire Summary

Centre Name Cardinal Newman High School
 SEED Number 8518637
 Quest. Issued 44
 Quest. Input 33
 Response Rate 75% National response rate 55%



		Percentage %								
		Strongly Agree	Agree	Disagree	Strongly Disagree	Don't Know	Not Answered	Strongly Agree & Agree	Disagree & Strongly Disagree	
Q1	I have access to the information I need to carry out my work.	18%	76%	3%	3%	0%	0%	94%	6%	
Q2	All staff and pupils respect each other.	6%	67%	12%	0%	15%	0%	73%	12%	
Q3	Pupils are well behaved.	3%	61%	18%	0%	18%	0%	64%	18%	
Q4	I am involved in staff discussions about how to achieve school priorities.	3%	36%	42%	3%	15%	0%	39%	45%	
Q5	I have good opportunities to be involved in making decisions.	3%	36%	42%	3%	15%	0%	39%	45%	
Q6	Staff communicate effectively with each other.	6%	67%	6%	6%	15%	0%	73%	12%	
Q7	Staff treat all pupils equally.	12%	73%	0%	0%	15%	0%	85%	0%	
Q8	Support for pupils with additional support needs is effective.	6%	52%	0%	0%	42%	0%	58%	0%	
Q9	Parents are fully involved in the school and their children's learning.	9%	45%	0%	0%	45%	0%	55%	0%	
Q10	I am aware of the school's procedures for protecting children.	18%	61%	0%	0%	21%	0%	79%	0%	
Q11	Leadership at all levels is effective.	6%	42%	3%	0%	42%	6%	48%	3%	
Q12	I have good opportunities to take part in training activities.	3%	52%	21%	0%	24%	0%	55%	21%	

Note: Will not always sum to 100% due to rounding