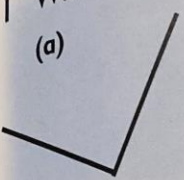

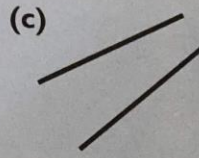
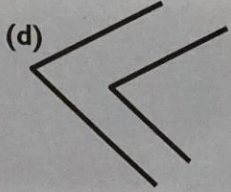



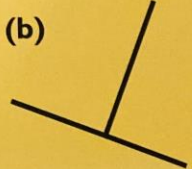

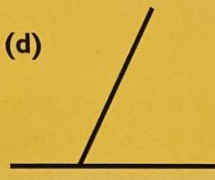
### 1.2.21 Properties of 2D Shape- Parallel & Perpendicular Lines

Write the answers in your jotter.

1 Which diagrams show **parallel** lines?




(a)  (b)  (c)  (d) 




2 Which diagrams show **perpendicular** lines?



(a)  (b)  (c)  (d) 

3 Which shapes have

(a) parallel lines and **no** perpendicular lines  
(b) perpendicular lines and no parallel lines  
(c) parallel lines **and** perpendicular lines  
(d) neither parallel lines nor perpendicular lines?

R  S  T 

U  V  W 

X  Y  Z 