



DIGITAL SCHOOL LEARN HERE

Using Office 365

How to guides
– Video edition


LEARN HERE

MICROSOFT TEAMS



INTRO TO TEAMS	MANAGING YOUR MICROSOFT TEAM	FORMS IN TEAMS
CREATE AN ANNOUNCEMENT	CREATE AN ASSIGNMENT	SET AN ASSIGNMENT TO MULTIPLE CHANNELS/ CLASSES
CREATING A QUIZ IN TEAMS	MARKING AN ASSIGNMENT - 1	MARKING AN ASSIGNMENT - 2

VIDEO GUIDES
PART ONE
SKILLS TO START WITH



TOP TIP - CLICK THE TITLE TO ACCESS A VIDEO STEP BY STEP GUIDE ON THAT SUBJECT


MICROSOFT TEAMS



VIDEO GUIDES

PART TWO

ADVANCED SKILLS




2

TOP TIP - CLICK THE TITLE TO
ACCESS A VIDEO STEP BY STEP
GUIDE ON THAT SUBJECT

INSERT A FORM INTO CONVERSATION	USING INSIGHT ON TEAMS	USING OTHER EDU WEBSITES	STARTING A LIVE MEETING
STUDENT COLLABORATION TIPS	USING A RUBRIC IN TEAMS	SHARE A FLIPGRID IN TEAMS	ENDING A LIVE MEETING
TEAMS BASICS WITH CHANNELS	VIRTUAL OFFICE HOURS	MEETING SETTINGS CALENDAR FUNCTION	ADDING PRAISE ON TEAMS

MICROSOFT TEAMS



HERE ARE SOME TIPS TO CONSIDER...



1

DID YOU KNOW YOU AND YOUR LEARNERS CAN USE THE OFFICE 365 SUITE TO WORK IN COLLABORATION?

-Pupils can continue to work in collaboration during remote learning. Both Office365 allows users to collaborate and work on documents and presentations at the same time. Teachers can also work with students or groups in the same way. You could even try a co-op group

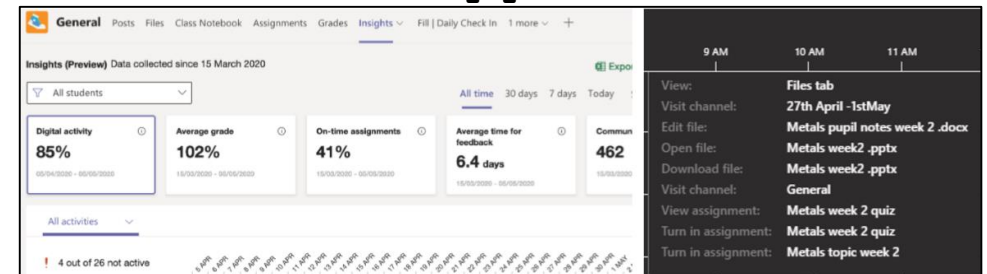


TOP TIP - CLICK THE IMAGE TO ACCESS A VIDEO STEP BY STEP GUIDE ON TIP 1 OR 2

2

DID YOU KNOW YOU CAN TRACK LEARNER ENGAGEMENT?

- Adding the Insights app to your team helps monitor learner engagement. For example, seeing a summary of engagement



MICROSOFT WORD

IMMERSIVE READER	MICROSOFT EDITOR REPLACES 'SPELL CHECK'	RESEARCHER ON WORD
ADD AND EDIT TEXT	INSERT A TABLE	SAVE A DOCUMENT
CHECK GRAMMAR, SPELLING AND CLARITY	INSERT PICTURES	APPLY A THEME



VIDEO GUIDES

SKILLS TO START WITH




**TOP TIP - CLICK THE TITLE TO
ACCESS A VIDEO STEP BY STEP
GUIDE ON THAT SUBJECT**

MICROSOFT EXCEL



SELECT CELLS	HOW TO COPY CELLS	FORMAT NUMBERS IN CELLS
APPLY STYLES	CREATING FORMULAS AND FUNCTIONS	HOW TO USE THE SUM FUNCTION
MULTIPLICATION IN EXCEL	SUBTRACTION IN EXCEL	HOW TO USE THE IF FUNCTION

VIDEO GUIDES
SKILLS TO START WITH



TOP TIP - CLICK THE TITLE TO
ACCESS A VIDEO STEP BY STEP
GUIDE ON THAT SUBJECT

MICROSOFT POWERPOINT



VIDEO GUIDES

SKILLS TO START WITH



TOP TIP - CLICK THE TITLE TO
ACCESS A VIDEO STEP BY STEP
GUIDE ON THAT SUBJECT

THE BEGINNERS GUIDE	CREATE A SCREEN RECORDING	ROTATE AND FLIP OBJECTS
NARRATE A POWERPOINT	ADD A HYPERLINK	USING TABLES
PRESENTER COACH	STUDENT COLLABORATION IN OFFICE 365	REMOVE BACKGROUNDS

MICROSOFT FORMS



VIDEO GUIDES

SKILLS TO START WITH



TOP TIP - CLICK THE TITLE TO
ACCESS A VIDEO STEP BY STEP
GUIDE ON THAT SUBJECT


CREATE A FORM	SHARING A FORM	ASSIGNING FORMS THROUGH GLOW
CREATE A QUIZ -1	CREATE A QUIZ -2	CREATING AND USING SECTIONS
QUIZ	FORM	BRANCHING

MICROSOFT SWAY



WHAT IS SWAY?	HOW TO SWAY
CREATE A SWAY	EMBEDDING VIDEOS
CREATE A SWAY FROM TEMPLATE	CREATE A SWAY FROM A WORD DOCUMENT

VIDEO GUIDES
SKILLS TO START WITH



TOP TIP - CLICK THE TITLE TO ACCESS A VIDEO STEP BY STEP GUIDE ON THAT SUBJECT

MICROSOFT ONE NOTE



OVERVIEW	SETTING UP A CLASS NOTEBOOK IN TEAMS	SET ITEMS TO BACKGROUND
CREATE A BLANK ONE NOTE	COLLABORATION SPACE	TEACHER ONLY SPACE
ADDING SECTIONS AND PAGES	DISTRIBUTING PAGES	INCLUSIVE ONE NOTE FEATURES

VIDEO GUIDES
SKILLS TO START WITH




TOP TIP - CLICK THE TITLE TO ACCESS A VIDEO STEP BY STEP GUIDE ON THAT SUBJECT

MICROSOFT OFFICE APPS



USING ONE DRIVE	MICROSOFT TRANSLATOR	IMMERSIVE READER
MICROSOFT WHITEBOARD	OFFICE LENS	IMMERSIVE READER IN OTHER EDU APPS
NAVIGATING OFFICE	INCLUSIVE CLASSROOM	MICROSOFT STREAM

VIDEO GUIDES
SKILLS TO START WITH



TOP TIP - CLICK THE TITLE TO ACCESS A VIDEO STEP BY STEP GUIDE ON THAT SUBJECT