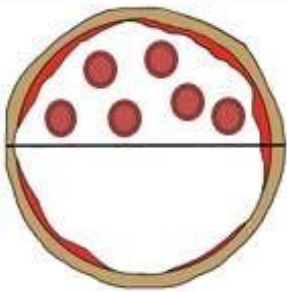
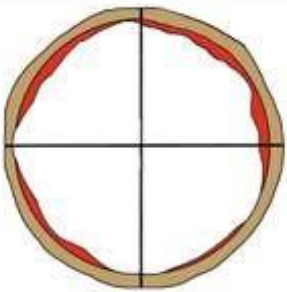


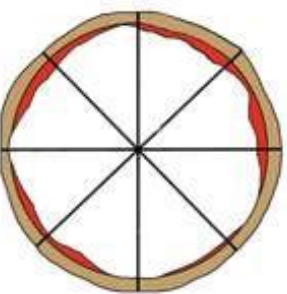
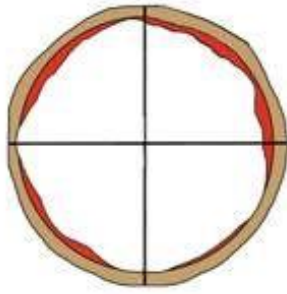
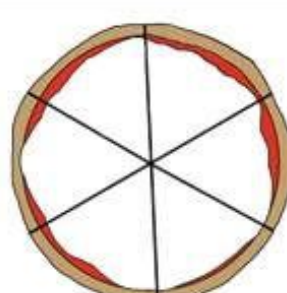
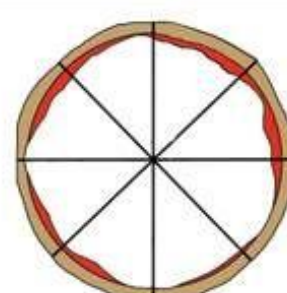
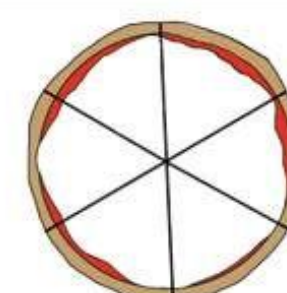
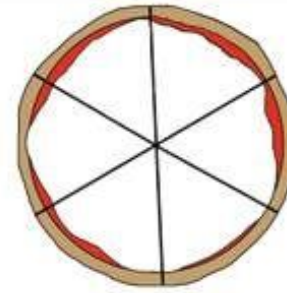
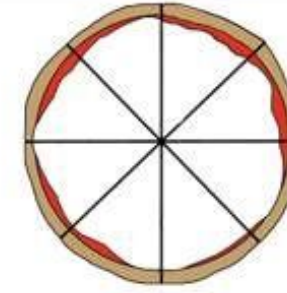
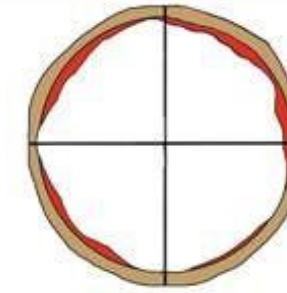
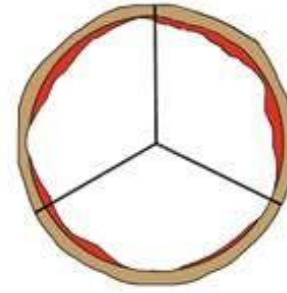



Making More Pizza Fractions

Help! Chef Andre needs to get 15 pizzas ready for a big party. You can add the pepperoni pieces. The fraction shows how much of the pizza needs the pepperoni pieces. Draw small, round red dots for the pepperoni. Andre did the first pizza for you.



1. $\frac{1}{2}$ 	2. $\frac{3}{4}$ 	3. $\frac{2}{6}$ 
4. $\frac{1}{3}$ 	5. $\frac{6}{8}$ 	6. $\frac{2}{4}$ 
7. $\frac{5}{6}$ 	8. $\frac{2}{8}$ 	9. $\frac{4}{6}$ 
10. $\frac{3}{6}$ 	11. $\frac{3}{8}$ 	12. $\frac{1}{4}$ 
13. $\frac{2}{3}$ 	14. $\frac{1}{6}$ 	15. $\frac{7}{8}$ 