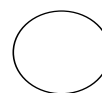


Date: _____

Title of Book: _____

Chapters/Page Numbers: _____

L.I: To identify the main characters.



Success Criteria:

- Select the main characters within the text.
- Explain why you feel they are a main character.
- Explain your opinion as to why they are the main character.

Characters Within The Story So Far

Identify the **main characters** within the story so far. A main character is considered to be someone who **has an important role** to play within the story, to the **plot** and who the story often focusses on. **Explain why** you believe they are a main character.

**** Depending on your story will depend on how many main characters you have****

1. Name: _____

Why are they a main character?: _____

2. Name: _____

Why are they a main character?: _____

3. Name: _____

Why are they a main character?: _____

4. Name: _____

Why are they a main character?: _____

5. Name: _____

Why are they a main character?: _____

Character Visualisation

Create a **visualisation** of one of the main characters in your book. Include details about what **they look like**, their **personality** and their **background**. Use **direct quotes** and **page numbers**.

L.I: To create a character visualisation.

Success Criteria:

- Use direct quotes from the text.
- Include details about the characters appearance.
- Include details about the characters personality.
- Include details about the characters background

Appearance

Personality

Background

(home, family, age, gender etc)

Character Visualisation

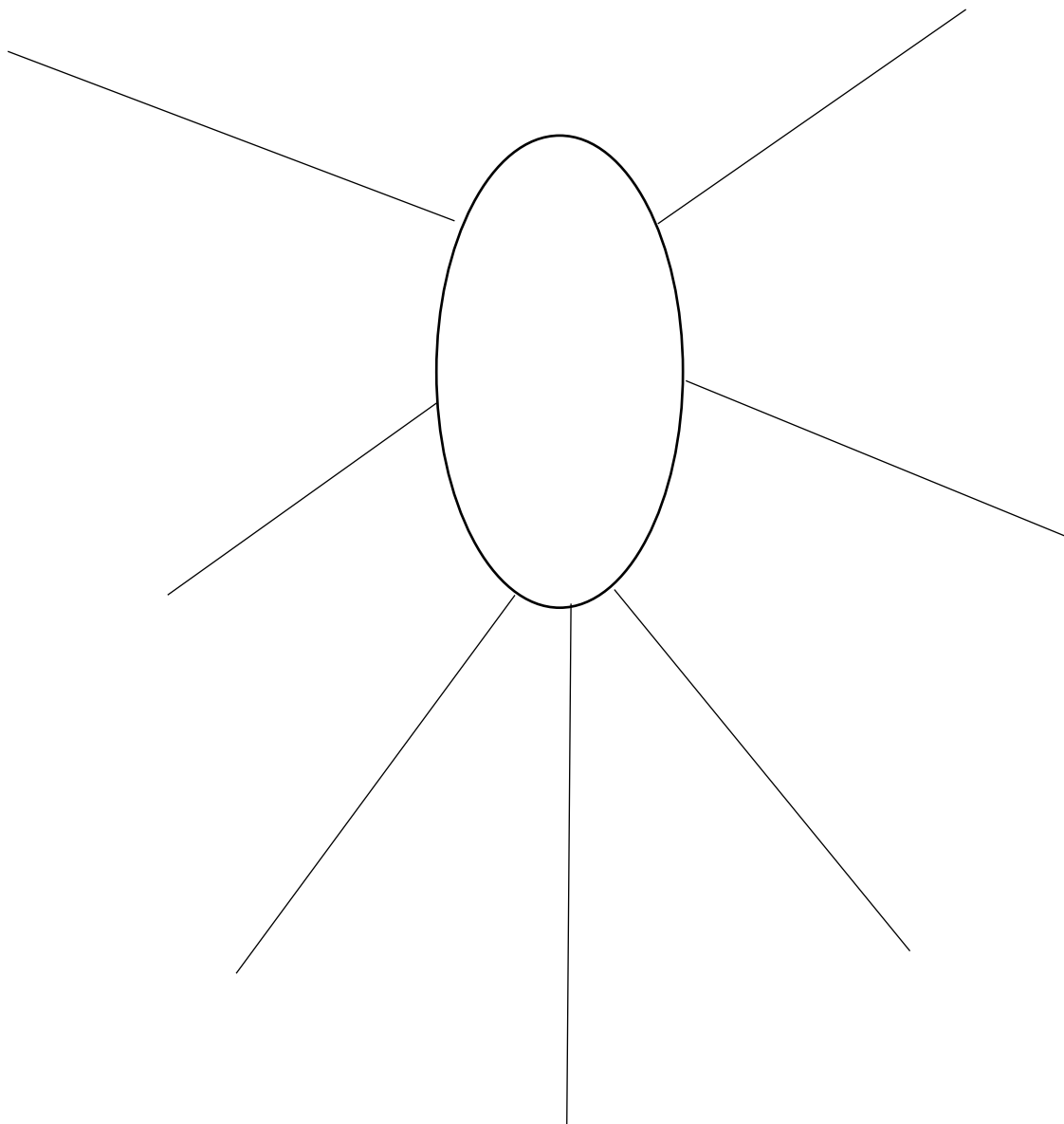
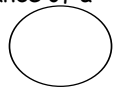
Draw a picture of a different character in the centre of the page and show their role and importance within the story.

Include direct quotes. Think about things they have said and done.

L.I: To identify the role and importance of a character.

Success Criteria:

- Identify the characters role and importance within the text.
- Use direct quotes to evidence this.
- Include things they have said and done.



Write a character description about one of the other characters from the book. Include **detail** about **who they are**, **their background**, their **appearance** and **personality**. Remember to write the information in your **own words**.

- Write in paragraphs.
- Include detail about the characters appearance.
- Include detail about the characters personality.
- Use some information from the text.
- Write in your own words.

**** Don't forget paragraphs****

This image shows a single sheet of white paper with horizontal ruling lines. The lines are evenly spaced and run across the width of the page. There are no margins, text, or other markings on the paper.

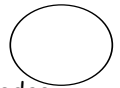
Character Social Media Profile

Create either a **Facebook or Instagram Page** about one of the characters from the book. Include details that show this **characters personality**. Who would **follow them** or be friends with them? What things would **they like or comment on**? Have **fun** with this and make it **interesting**. **Feel free to make your own layout**

L.I: To create a character profile.

Success Criteria:

- Incorporate your prior knowledge about the character.
- Include details about their personality.
- Interpret the information from the text to complete the different sections.



Created by Emma L. Jones © 2015, All rights reserved by the author



fakebook

Timeline
About
Photos 433
Friends 729
More

About

Status

Photo

Place

Life Event

5 minutes ago near

Like

Comment

Share

2 minutes via mobile

4 minutes ago near

11 hours ago near

Like

Comment

Share

Friends

Likes

facebook

Home

Profile

Friends

Inbox

Name

is

Your Picture

Networks (Where have you lived?)

Birthday

Wall

Info

Photos

Boxes

Pets: _____

Favorite Video Game: _____

Favorite After School Activities: _____

Favorite Subject: _____

Favorite Book: _____

Last Movie Seen in a Movie Theater: _____

Morning or Night Person? _____

Favorite Drink: _____

Friends

We're Related

Fan Pages