

Interdisciplinary Learning Ideas



The History of the NHS

SOC 2-01a SOC2-04a TCH 2.02a

L.I. – To compare and contrast the health system over time

S.C _

- I can use primary sources to research events in the past
- I can compare and contrast a society in the past with my own
- I can use digital technology to search, access and retrieve information

The NHS was officially established on the 5th of July 1948. Look at the sources of evidence labelled Source1, 2 and 3. These are primary sources of evidence because they were written at the time by people directly involved. Read through the sources and think about what they tell us about what life was like if someone was ill before the NHS was established. We are now more than 70 years into having the NHS. Do you think things have changed since the beginning? Display your findings in a format of your choice. It could be a table (example below), a poster, a report, a PowerPoint or any other way you choose. You may wish to do further research and some possible links are included at the bottom of this page but there are many more.

Health Care before 1948	Health Care with new NHS	Health care with NHS now

<http://www.ournhsscotland.com/history/timeline>

<http://www.ournhsscotland.com/history/birth-nhs-scotland/hospitals-nhs>

<https://www.scot.nhs.uk/>

NLC Pedagogy Team



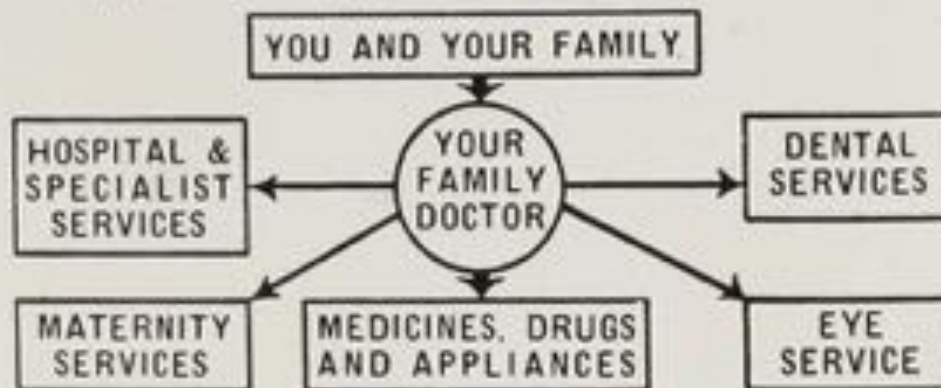
LIVE
LEARN
WORK
INVEST
VISIT



YOUR NEW NATIONAL HEALTH SERVICE

On 5th July the new National Health Service starts

Anyone can use it—men, women and children. There are no age limits, and no fees to pay. You can use any part of it, or all of it, as you wish. Your right to use the National Health Service does not depend upon any weekly payments (the National Insurance contributions are mainly for cash benefits such as pensions, unemployment and sick pay).



CHOOSE YOUR DOCTOR NOW

The first thing is to link up with a doctor. When you have done this, your doctor can put you in touch with all other parts of the Scheme as you need them. Your relations with him will be as *now, personal and confidential*. The big difference is that the doctor will not charge you fees. He will be paid, out of public funds to which all contribute as taxpayers.

So choose your doctor now. If one doctor cannot accept you, ask another, or ask to be put in touch with one by the new "Executive Council" which

has been set up in your area (you can get its address from the Post Office).

If you are already on a doctor's list under the old National Health Insurance Scheme, and do not want to change your doctor, you need *do nothing*. Your name will stay on his list under the new Scheme.

But make arrangements for your family now. Get an application form E.C.1 for each member of the family either from the doctor you choose, or from any Post Office, Executive Council Office, or Public Library; complete them and give them to the doctor.

There is a lot of work still to be done to get the Service ready. If you make your arrangements in good time, you will be helping both yourself and your doctor.

Issued by the Department of Health for Scotland

This advertisement appears in selected Sunday, Morning and Evening newspapers in Scotland.

Source 1- An advertisement in a Newspaper written by the Department of Health for Scotland

First get a recommendation from your family doctor that your eyes need testing. Then hand that recommendation to any doctor with special qualifications (these will be available) or to any ophthalmic optician taking part in the new service. If you need glasses, these will be provided without charge. For re-testing you can go direct to any of the doctors with special qualifications, or to an ophthalmic optician.

The National Health Service will provide several kinds of spectacles of different types. For specially expensive types you will have to pay the extra cost.

Deafness Specialist ear clinics will be established as resources allow. At them you will get not only an expert opinion upon deafness but also, if necessary, a new hearing aid invented by a special committee of the Medical Research Council. Production of these aids is now going on, but will not meet all demands at once. They will be supplied free, when ready, together with a reasonable allowance of maintenance batteries.

Home Health Services Your local County or County Borough Council will, as soon as it can, make special provision for: (1) advice and care of expectant and nursing mothers and children under five (for particulars ask your doctor, health visitor, or Welfare Centre); (2) midwifery (ask your doctor or Welfare Centre); (3) home nursing where there is illness in the family (ask your doctor); (4) all necessary vaccinations or immunisation (through your doctor or Welfare Centre); and (5) a health visitor service to deal with problems of illness in the home, especially tuberculosis.

Health Centres Special premises known as Health Centres may later be opened in your district. Doctors may be accommodated there instead of in their own surgeries, but you will still have "your own doctor" to give you personal and confidential treatment. He will still come to your home as necessary. At the Health Centre he will be able to use equipment supplied from public funds. These Centres may also offer dentistry and other services on the spot.

WHAT TO DO NOW

1. Choose your doctor.
2. Get application forms from him or from the Post Office, Public Library, or office of the local Executive Council.
3. Fill one in for each member of the family.
4. Hand them to the doctor.

ACT AT ONCE

PREPARED BY THE GENERAL SECRET OF INFORMATION FOR THE MINISTRY OF HEALTH

(H.M.S.O. 1948) 2/10 2/10 2/10



THE NEW NATIONAL HEALTH SERVICE

★

Your new National Health Service begins on 5th July. What is it? How do you get it?

It will provide you with all medical, dental, and nursing care. Everyone—rich or poor, man, woman or child—can use it or any part of it. There are no charges, except for a few special items. There are no insurance qualifications. But it is not a "charity". You are all paying for it, mainly as taxpayers, and it will relieve your money worries in time of illness.

Source 2 – A leaflet distributed by the Ministry of Health



Source 3 – A portrait of and a quote by Aneurin Bevan – The Minister of Health who founded the NHS

"ILLNESS IS NEITHER AN INDULGENCE FOR WHICH PEOPLE HAVE TO PAY NOR AN OFFENCE FOR WHICH THEY SHOULD BE PENALISED, BUT A MISFORTUNE THE COST OF WHICH SHOULD BE SHARED BY THE COMMUNITY."

FOUNDED BY NEURIN BEVAN 1948-1960

NLC Pedagogy Team



LIVE
LEARN
WORK
INVEST
VISIT

Medicine Then vs Medicine Now

SOC 2-04a SOC 2-06a TCH 2-02a

L.I. To compare the medicine in the past to now

S.C –

- I can name a few significant medical advances
- I can name a few influential scientists/doctors
- I can compare medicine in the 1950s to now

Lesson 1 – Research what medicine and health care was like at the beginning of the NHS (1950s) and compare it to now. You can present your information in any way you choose you could compare things like:

- Average life expectancy
- Number of women doctors
- Birth Rate
- Infant Mortality Rate
- Numbers suffering from diseases such as cancer, diabetes, heart disease, tuberculosis, polio etc.
- Number of available hospital beds
- Prescription costs
- Types of treatment available e.g. vaccinations, new surgeries, diagnostic machinery etc.

Lesson 2 – Significant Scottish Medical Advances

1896 – John MacIntyre set up the world first radiology department at Glasgow Royal Infirmary

1923 – Sir Alexander Flemming – discovered penicillin the first antibiotic

1952 – Sir John Crofton pioneered “The Edinburgh Method” which revolutionised the treatment of Tuberculosis

1955 – Dr Peter McKenzie created the first “Iron Lung” at Belvedere Hospital Glasgow


1957 – Alick Isaacs (Scottish Virologist) discovered Interferon

1958 – Professor Ian Donald of Glasgow University published the first pictures of babies via ultrasound.

1960 – The first kidney transplant in UK took place in Edinburgh by Dr Michael Woodruff

1964 – Sir James Whyte Black developed the first beta blockers which revolutionised the treatment of Angina. He was awarded the Nobel Prize.

Choose 4 of the above inventions or discoveries and find out more about them and the impact they had on treatments or diagnosis. Create a poster with a paragraph and pictures for each. It might look something like this:



Today's NHS

TCH 2-02a HWB 2-20a SOC 2-16a LIT 2-26a

L.I To understand more about the roles within the NHS

S.C –

- I can describe a few different roles within the NHS
- I can explain how the needs of the community are met by these professionals
- I can make connections between skills and the world of work
- I can choose appropriate layout and vocabulary for a chosen writing genre

There are over 350 different careers in the NHS it isn't just doctors and nurses. Here are a few other roles:

Dentist	Radiographer	Physiotherapist	Speech and Language Therapist	Anaesthetist
Paramedic	Ambulance Technician	Osteopath	Podiatrist	Occupational Therapist
Dietician	School Nurse	Pharmacist	Midwife	Dental Hygienist
Health Visitor	Mental Health Nurse	Pathologist	GP	Forensic Psychologist
Surgeon	Phlebotomist	Neurologist	Porter	Catering Manager
Domestic Assistant	Optometrist	Receptionist	Health Care Support Worker	Emergency Call Handler
Theatre Nurse	Intensive Care Nurse	Virologist	Paediatrician	Prosthetic Support Worker
Audiologist	IT service Desk Technician	Medical Secretary	Medical Illustrator	Oncologist



Choose from the following tasks.

Choose one of these roles and write a letter to someone who performs that role (you can choose one not on the list if you want), asking questions about what their job is like. You might want to consider:

- Qualifications Needed
- Training Required
- Useful Personal Skills
- Where they work
- Work Hours
- Responsibilities of Job
- Daily Routine
- What they like
- What they dislike



Choose one of the roles and find out more about it. Write a persuasive article trying to encourage more people to join the profession. What skills would they need? What training would they need to undertake? What kind of person/attitude should they demonstrate? Encourage and persuade them by emphasising the importance of the job, the great career prospects, the satisfying work etc.



Choose one of the roles and complete a job application form for that role. You can find templates for this online but you can make your own. You would normally include:

- Personal Details (Name, address, age, interests etc.)
- Relevant skills and experience you have
- The type of person you are that would help
- Why you want the job
- Why you think you would be good at it
- What you want to achieve if you got the job
- Why they should pick you over anyone else



You have been asked to make a PowerPoint presentation to present to the school entitled "People of the NHS." Create your PowerPoint, giving information about a variety of different jobs which are available within the NHS. Make sure to make it clear for younger children exactly what each person would do and where and why you might see them.



NHS Services

HWB 2-03a HWB 2-17a HWB 2-42a

L.I. To select the appropriate service for my health needs

S.C –

- I can evaluate the seriousness of a situation
- I can select the appropriate response
- I know there are people who can help me with difficult situations









Choose Well, Keep Well



<https://www.nhslanarkshire.scot.nhs.uk/kwttd/>

Whenever you feel ill or are injured you can use one of the NHS Services. The above link will lead you to information about the different services. Try to understand the different services they provide.

Read the scenarios below and tick which service you think you would use. (You might tick more than one if you are not sure)

	 Self Care (NHS Inform)	 Pharmacist	 GP (doctor/ practitioner)	 NHS 24 111	 Minor Injuries Unit	 999 or A&E
You were out playing with your friends at the park. Since you've come home your leg has been really itchy and there is a red spot on your leg.						
You have been treated for a verruca in the past and you don't want any more. You want information about how to avoid getting them in the future.						
You hear a crash and you go through to the kitchen to find your mum lying on the floor and she isn't answering you when you speak to her.						
You wake up in the middle of the night and you feel awful. You have a raging temperature and a really sore stomach, painkillers are not helping and you feel it is getting worse.						
You keep getting sore heads. It's been coming and going all week. It makes you feel a bit dizzy.						
You fell when you were playing football. Your ankle really hurts. You can walk but it is very sore when you do.						
You have a bit of a sore throat and a runny nose.						
Your brother is eating his dinner when he starts to choke and is finding it hard to breathe. You try hitting him on the back but it is not helping. His lips are beginning to turn blue.						
You notice a lump under your arm pit, you have had it for a few days and it is not going away.						

NLC Pedagogy Team



Emergency Situations

HWB 2-16a HWB 2-17a

L.I. To know how to respond in an emergency

S.C. –

- I know what counts as an emergency
- I know how to get help in an emergency
- I understand the dangers of prank calls

The emergency number in the UK is 999. This number allows you to reach the Police Service, Ambulance Service, Fire Service or the Coastguard. What counts as an emergency? Read the following scenarios and decide if they are an emergency or not. If so, which emergency service would you ask for?

You witness someone being hit by a car. They are lying on the ground and are not answering you.	You are with your friend at the park and someone has set fire to one of the bins.
You don't feel well and have been sick all morning.	You see someone sneaking around the back of your neighbour's house and trying the doors and windows.
You are at the beach and you see a boat in the distance. Suddenly it capsizes and the people are washed overboard.	You can't find your dog. You have looked everywhere but he seems to be lost.
You wake up in the middle of the night and your smoke alarm is going off. You see smoke coming from under the kitchen door.	You fell over and cut your knee badly. It won't stop bleeding.
You see an old man fall down his steps. You try to help him get back up but he is bleeding badly and he passes out.	Someone you don't know comes up to you and asks if you want to come with him to see his new puppy.
You were walking home from school and pop in to the shop. You realise you have lost your purse/wallet.	When you are swimming at the beach your friend gets pulled under by the current. He pops up again but is far away and is struggling to swim back against the current.

Sometimes people think it is funny to call 999 as a joke or a prank. This is very dangerous and you must never do it. If a fire engine or ambulance for example, is out attending a fake call and a real call comes through, they will be delayed in getting there and that could result in a tragedy. If you needed help you would want it to be there as soon as possible so you must never make a fake call and waste emergency service time.

Watch these little cartoons and songs which explain what you need to do when you call 999.

<https://www.youtube.com/watch?v=ZxzewVTDas0>

<https://www.youtube.com/watch?v=-z84JKY7yLU>

If you need the ambulance service:		
STEP 1	Dial 999 and ask for an <u>ambulance</u>	999
STEP 2	Keep calm and take a deep breath	
STEP 3	The person talking to you on the phone will now ask you some important questions. - Answer all the questions you can.	???
STEP 4	They may give you important instructions!	
STEP 5	DON'T hang up the phone!	XXX
STEP 6	Stay with the poorly person until the ambulance arrives (unless you are told otherwise by the person on the phone), you may need to answer the door to ambulance people	

Design a poster or a comic or your own song, to help younger children understand what to do in an emergency. Make sure you include the important steps and make the instructions very clear.

Thank You NHS



EXA 2-02a EXA 2-03a EXA 2-05a

L.I To use elements of colour, shape and symbolism

S.C –

- I can explain effectiveness of colour, shape and symbolism
- I can consciously make choices about my use of colour, shape and symbolism to express my feelings.

During the COVID-19 pandemic people made signs to thank and celebrate the workers of the NHS. Look at the different logos. Think about:

- What shapes are used? Why have they chosen that shape? Does the shape represent something?
- What colours have they used? Why have they chosen those particular colours?
- What symbols are there? Rainbows, hearts, superhero symbol. Why have these symbols been chosen? What do they say about how people feel?

Create your own logo design. You can use any media you want including digital technology.

Choose any of the following tasks.

Design your own logo or thank you poster for the NHS. Think carefully about shapes, colours and symbols you use. What wording will be added to your poster?	Write a letter to someone who works in the NHS expressing gratitude and appreciation for the job they do. You would want to make the message as positive as possible so that it would keep their spirits up on a bad day.
Design your own T-shirt in support of the NHS. You could just draw it on paper or if you are able to you could decorate your own t-shirt to wear.	Send a postcard with your logo design to one of the wards at your local hospital to cheer the staff and patients up.