



Second Level: Measure

Draw shapes with the following areas.


Area = 5 square units




Area = 15 square units




Area = 9 square units



Area = 28 square units



Area = 21 square units



Area = 36 square units

