

Getting Ready

This information shares what will happen in the event that pupils have to return to learning at home whether it is due to Covid or Severe Weather.



Pupils will need:

- A routine and somewhere practical to do their work each day.
- Access to the school blog. (There is a link at the bottom of page.)
- Access to a device, like a computer, tablet or iPad.
- Two home learning jotters and some stationery.
- To Photograph/upload finished work to their teacher through Teams, Glow, or email.

Remote Learning 20/21 - PUPIL Banton Primary

Pupils will learn through:



APPS



SUMDOG: Pupils will use this every day. This numeracy programme will match the level of the pupil. They have a username and password.

Microsoft Teams



Every child is part of a Class Team. Pupils can access assignments set, and upload their work to the teacher for feedback. Some will upload to eportfolios on the blog.

GLOW



This is a digital platform that gives pupils access to Office 365, and tiles that lead to other programmes. Pupils have their own email address, username and password.

SCHOOL BLOG

Pupils can find their learning activities here each week, and ePortfolios. This does not need a special username or password as it is on the web.

GETTING READY DigitalLearning

We will provide an iPad if you do not have a suitable device for your child to use at home. We will also provide jotters with usernames, and contact details.

Some families in our school may receive a computer to use.

It would be very important to have firm rules in the house for school equipment.



SCHOOL ROLE & MONITORING

The school team will continue to monitor pupil engagement and have virtual meetings to discuss the progress of all pupils.

The Management Team will contact some parents to check-in and offer support, particularly if a pupil is not engaging with learning.

Teaching and Learning

At the beginning of each week, class teachers will post learning activities on the school blog.

Class teachers will also plan to check-in with pupils through Teams, three times each week.

During this, the teacher will answer questions about tasks, teach short lessons, and give feedback. They will also be able to set specific tasks through Assignments, and give individual feedback.




Teachers will also be available through email.

Class Teachers will also check on pupil progress for any apps being used. The app registers how often an app is used, and notes scores.

Class Teachers will be making sure your child continues to progress.


SAFETY ONLINE

Pupils have done some work about keeping safe online and the school will continue to reinforce this. NLC can monitor activity on their devices.

 SCHOOL ROLE & MONITORING  Learning & Teaching  SAFETY

Families should agree a plan that will work for them including firm rules for managing devices/ school equipment. For example:

- if a school device, use it for school work only.*
- use the device at a table, or in a cleared area.*



ROUTINES

- Do not allow your child to take the device into their bedroom as this would encourage them to use it beyond hours, keeping them awake and exposed them to a screen for too many hours each day.*
- Return the device to its bag or a safe place for storage, after use.*

Remote Learning 20/21 - PARENTS Banton Primary

LEARNING AT HOME

- Check the school blog at the beginning of the week to help your child plan their learning.*
- Make a note of when the Team Meets are.*
- Set start and finish times for learning activities.*
- Make sure your child can login for their team meet before it takes place.*
- Check the battery level of the device.*
- Help your child to upload their work to the teacher.*

Below are some links to videos to show you how to login to different digital platforms, such as Glow and Teams. It will also show you how to access the apps.

Video Links

How to access Glow/Office.

<https://www.youtube.com/watch?v=-PPv1EQfXrQ>

How to access Sumdog.

<https://www.youtube.com/watch?v=m13ARVkeeOA>

How to add Office 365 to Glow Launch Pad

<https://www.youtube.com/watch?v=EChTd8H6ffg>

How to upload work to Teams.

<https://www.youtube.com/watch?v=mRAMivNyj90>

How to upload work to Assignment, in Teams.

Using a phone:

<https://www.youtube.com/watch?v=o4EkhwWw1ek>

Or using a computer/tablet:

<https://www.youtube.com/watch?v=Yx6R2nhwPPA>

■ Routines ■ Learning at Home ■ Video Links