



Hello,

The following activities are ones that the children should be familiar with and can do independently, after a brief introduction from a family member or guardian to go over the task.

There are Reading/Writing, Spelling and Maths activities for each group.

There is no set order for these activities, nor is there any expectation to complete them all.

If the children do complete any of these activities - or any other activities you may be doing with them - it would be great to see what they have been doing. You can email me scans, photographs or even videos at:

[gw20mcnabandrew@glow.sch.uk](mailto:gw20mcnabandrew@glow.sch.uk)

Thank you!

Mr McNab



# Full Stops Spelling Activities

w/b 08.06.20

**Sound:**

*ee*

[ee video](#)

**Spelling words:**

*has, had, see, feet, bee*

Write your spelling words  
three times using  
different materials. You  
could use crayons, pens,  
pencils, paint or even  
chalk!

Write your words in the  
air with your finger. Then  
practice writing them on  
someone's back. You could  
even use your finger to  
write your words onto one  
of your toys!

Try and collect lots of  
small twigs from outside.  
Can you use them to make  
your new sound, or even  
some of your spelling  
words?

Write your sound and  
spelling words three times  
using *curly letters*!

Write your spelling words  
twice normally, then try  
and write them one more  
time...with your eyes  
closed!

# Full Stops Reading/Writing Activities


w/b 08.06.20

Choose one of these to  
write a story about:

*A pink parrot*  
*A red robot*  
*A green gorilla*

How many words beginning  
with **g**, **l**, or **f** can you  
find in your reading book?  
Write them down! If you  
can find more than 5 you  
are a superstar!

You find a message in a  
bottle while walking along  
the beach. Who wrote it,  
and what does it say?



In your reading book, how  
many 3-letter words can  
you find? How many 4-  
letter words? How many  
5-letter words?

Which number is the  
highest?

Design a new bookmark  
using ideas from some of  
your story books. You  
could draw lots of  
different book characters  
on it!

# Commas Spelling Activities

w/b 08.06.20

**Sound:**

*ff*

**Spelling words:**

*three, room, long, tree,  
off, cliff, different*

Set a timer for 2 minutes.

See how many times you  
can write each spelling  
word perfectly during that  
time.

Write all of your spelling  
words end-to-end as one  
long word. Write each new  
word in a different colour.

Example: **t**rain**b**ack**s**top

Do this three times,  
changing the colours!

Write a letter to someone  
using all of your spelling  
words.

Underline each spelling  
word when you use it!

Draw a picture to show  
and explain each spelling  
word. Write each spelling  
word beside the picture!


Write questions using your  
spelling words. Don't  
forget your question mark!

? ? ? ? ? ? ? ? ? ? ? ?

**Commas**  
**Reading/Writing**  
**Activities**  
w/b 08.06.20

Write down 10 words to describe your house, 10 words to describe yourself and 10 words to describe your family!

You find a message in a bottle while walking along the beach. Who wrote it, and what does it say?



How many words can you find in your reading book containing these sounds:

*ee, oo, sh, th, ch*

If you can find more than 10 you are a superstar. If you can't, you are still a superstar!

What is the longest word you can find in your reading book? What is the shortest?

Try a different book. Can you find words that are even longer and shorter?

Design a new bookmark using ideas from some of your story books. You could draw lots of different book characters on it and even include the titles of your favourite books!



# Exclamation Marks Spelling Activities

w/b 08.06.20

**Sound:**

o (some)

**Spelling words:**

Saturday, Sunday, together,  
work, month, some, come,  
nothing, worry, mother

Write all of your words  
replacing vowels with a line.  
Go back later and see if you  
can fill in the vowels  
without looking at the word  
list!

Example: q--st--n = question

Draw a picture to show  
and explain each spelling  
word. Write a sentence  
about each picture using  
the spelling word.

Make and practice with  
spelling word flashcards.  
Put the word on one side  
and definition (meaning)  
on the other.

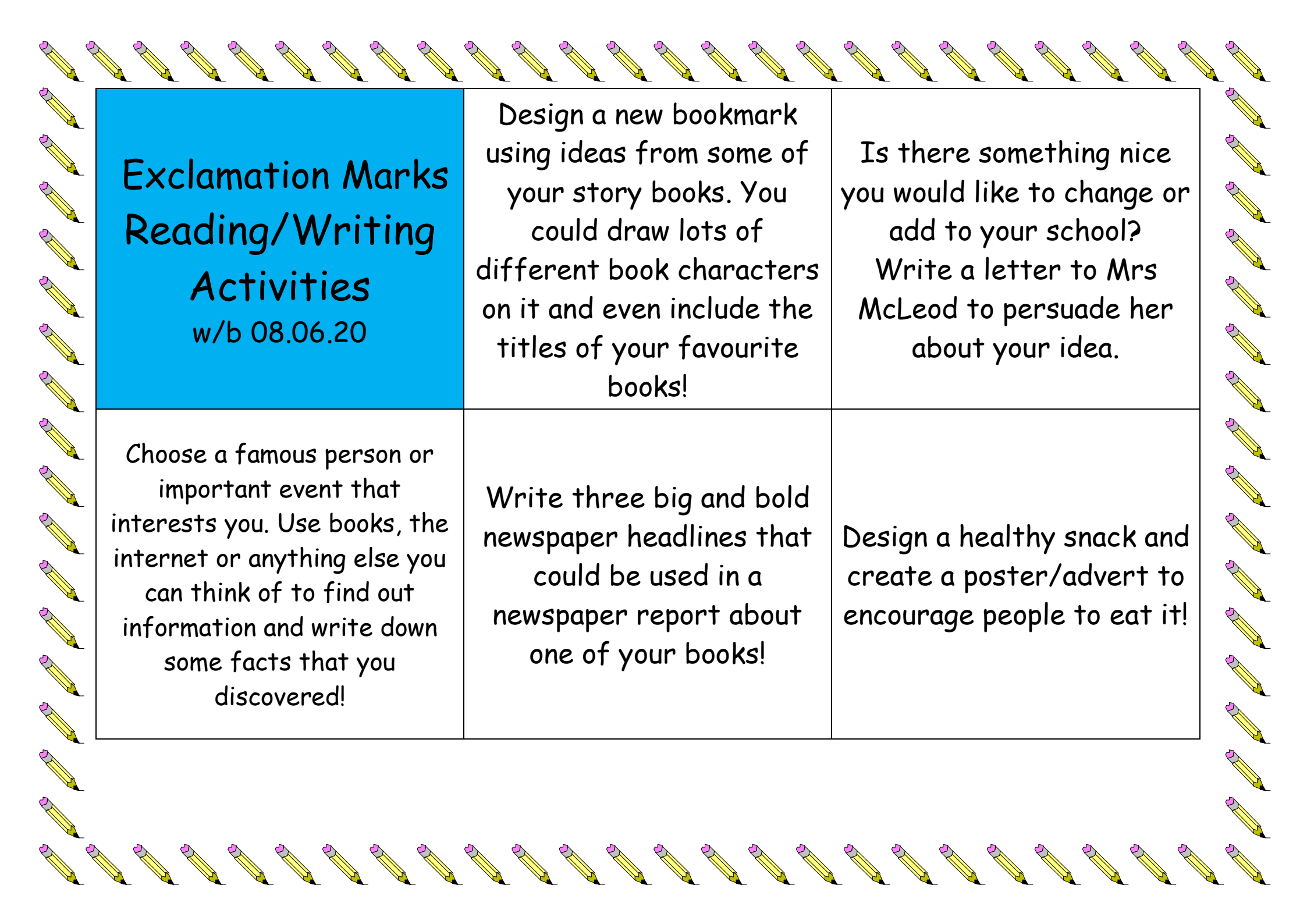
Write questions with half  
of your spelling words.

Then use the other half to  
answer the questions.  
Underline the words you  
used.

Set a timer for 2 minutes.

See how many times you  
can write each spelling  
word perfectly during that  
time.





## Exclamation Marks Reading/Writing Activities w/b 08.06.20

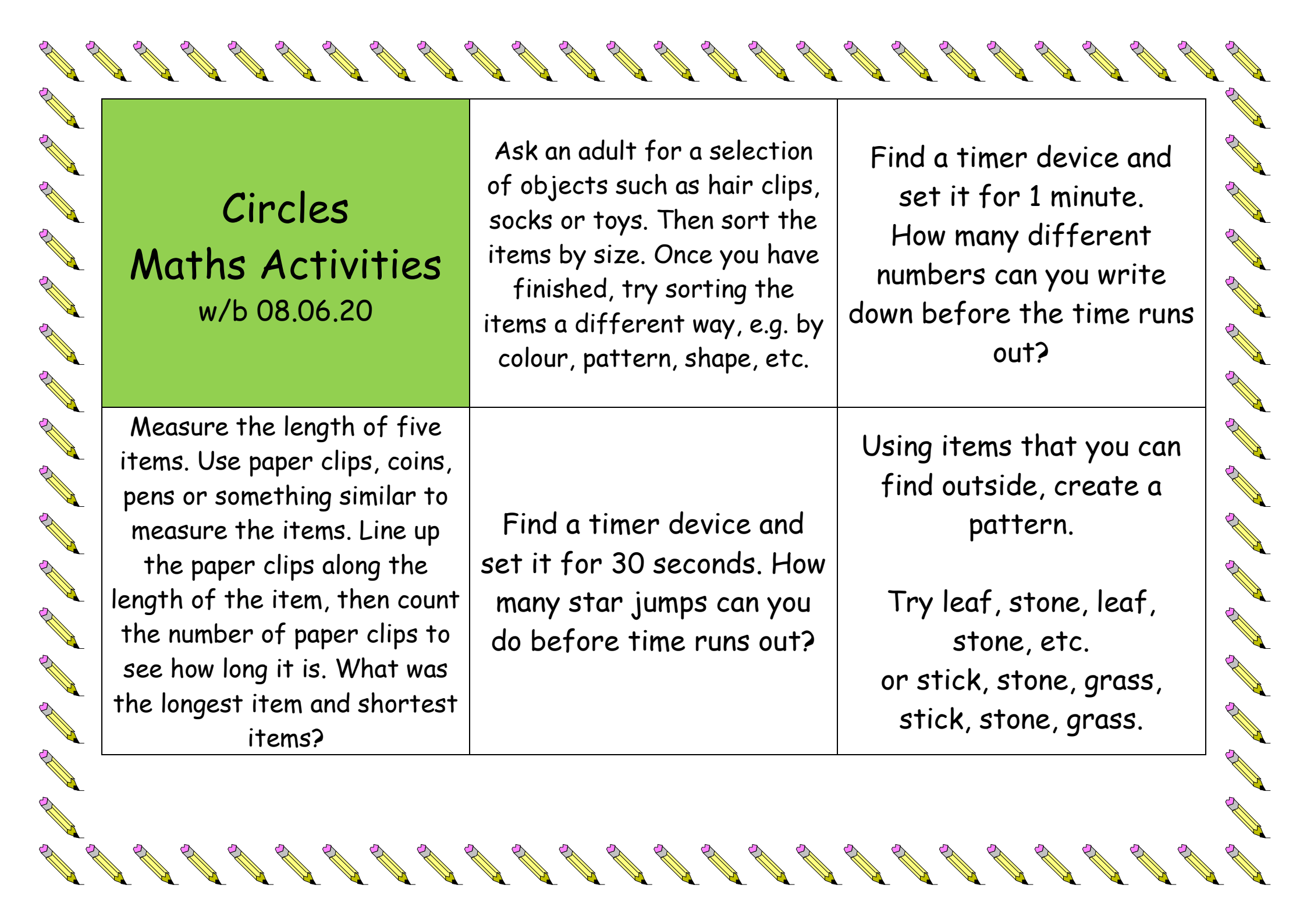
Design a new bookmark using ideas from some of your story books. You could draw lots of different book characters on it and even include the titles of your favourite books!

Is there something nice you would like to change or add to your school?  
Write a letter to Mrs McLeod to persuade her about your idea.

Choose a famous person or important event that interests you. Use books, the internet or anything else you can think of to find out information and write down some facts that you discovered!

Write three big and bold newspaper headlines that could be used in a newspaper report about one of your books!

Design a healthy snack and create a poster/advert to encourage people to eat it!



## Circles

### Maths Activities

w/b 08.06.20

Ask an adult for a selection of objects such as hair clips, socks or toys. Then sort the items by size. Once you have finished, try sorting the items a different way, e.g. by colour, pattern, shape, etc.

Find a timer device and set it for 1 minute. How many different numbers can you write down before the time runs out?

Measure the length of five items. Use paper clips, coins, pens or something similar to measure the items. Line up the paper clips along the length of the item, then count the number of paper clips to see how long it is. What was the longest item and shortest items?

Find a timer device and set it for 30 seconds. How many star jumps can you do before time runs out?

Using items that you can find outside, create a pattern.

Try leaf, stone, leaf, stone, etc.  
or stick, stone, grass, stick, stone, grass.

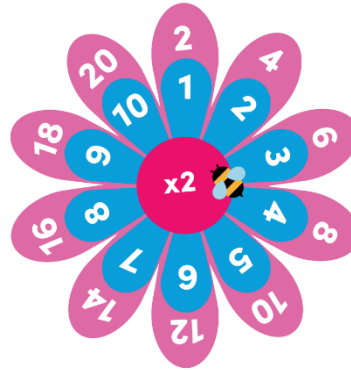


# Squares

## Maths Activities

w/b 08.06.20

Make a times table flower like this for the 2, 5 and 10x table!



Measure the length of five items. Use paper clips, coins, pens or something similar to measure the items. Line up the paper clips along the length of the item, then count the number of paper clips to see how long it is. What was the longest item and shortest items?

Pour pasta into a bowl. Estimate how many pieces are in there. Ask other people to make an estimate as well. Then, count them and see who was closest!

Set a timer for 2 minutes. Then, start with zero and create a number sequence counting up in 2s. How high can you get before the time runs out?

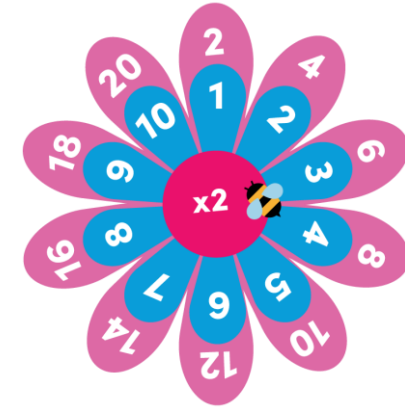
Go on a symmetry hunt around your house! Make a list and sketch some of the objects you find that have at least one line of symmetry!

# Triangles Maths Activities

w/b 08.06.20

Create a questionnaire and collect information from your family and/or friends about their favourite meals, snacks or drinks. Then you could present the information in a bar graph!

Make a times table flower like this for the 3, 4 and 5x table!



Think of a number between 1 and 10. Double it in your head. Then add on 10 in your head. Then half it. Finally, take away the number you started with. Is your answer...5?  
Try this on someone so you read their mind.

Write down the age of each person who lives in your house. You can also add in family members and friends who don't live with you as well. Estimate what you think the total of all the ages would be if you added them up. Then add them up to check how close you were. Now look again at each person's age and round it to the nearest 10!

Set a timer for 2 minutes. Then, start with zero and create a number sequence counting up in 3s. How high can you get before the time runs out?