



Hello,

The following activities are ones that the children should be familiar with and can do independently, after a brief introduction from a family member or guardian to go over the task.

There are Reading/Writing, Spelling and Maths activities for each group.

There is no set order for these activities, nor is there any expectation to complete them all.

If the children do complete any of these activities - or any other activities you may be doing with them - it would be great to see what they have been doing. You can email me scans, photographs or even videos at:

gw20mcnabandrew@glow.sch.uk

Thank you!

Mr McNab



Full Stops Spelling Activities

w/b 01.06.20

Sound:

ph

[ph video](#)

Spelling words:

one, first, little, phone

Write your sound and
spelling words five times

in **HUGE** letters,
and then 5 times in tiny
letters!

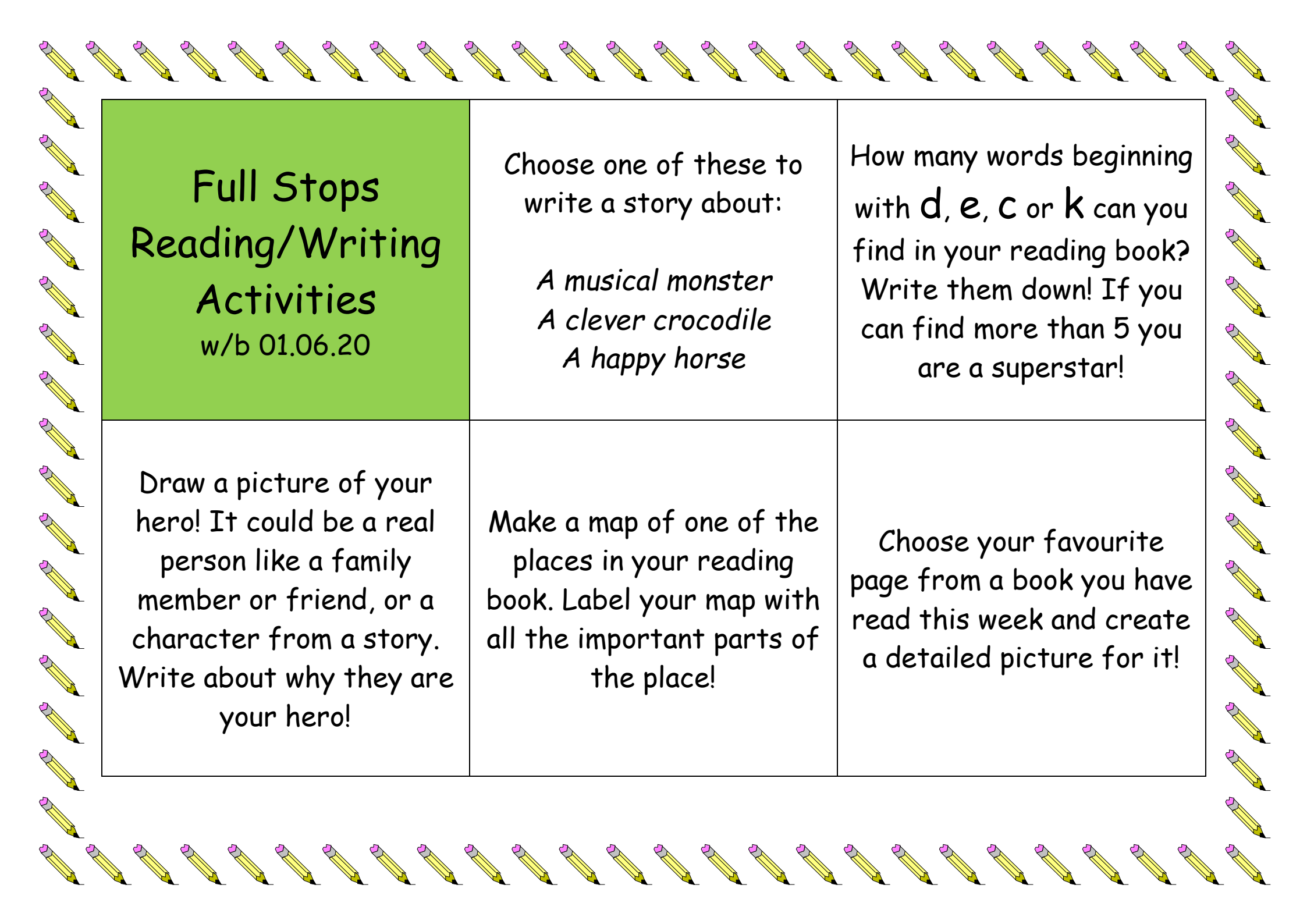
Write your spelling words
three times using a
coloured pencil!

Write your sound and
spelling words three times

using **spooky**
letters!

Write your spelling words
in cream or foam! Make
sure you do it in a place
where it's easy to clean up
any mess!

Write a sentence for each
of your spelling words, and
draw pictures to go with
them.



Full Stops
Reading/Writing
Activities
w/b 01.06.20

Choose one of these to write a story about:

A musical monster
A clever crocodile
A happy horse

How many words beginning with **d**, **e**, **c** or **k** can you find in your reading book? Write them down! If you can find more than 5 you are a superstar!

Draw a picture of your hero! It could be a real person like a family member or friend, or a character from a story. Write about why they are your hero!

Make a map of one of the places in your reading book. Label your map with all the important parts of the place!

Choose your favourite page from a book you have read this week and create a detailed picture for it!

Commas Spelling Activities

w/b 01.06.20

Sound:

//

Spelling words:

*well, will, fell, call, spill,
allow, shallow*

Write each word across and down, sharing the same first letter.

Example:

w e l l
e
l
l

Spelling pyramids! Just like this:

p
py
pyr
pyra
pyram
pyrami
pyramid
pyramids

Silly spelling sentences!
Woo-hoo!

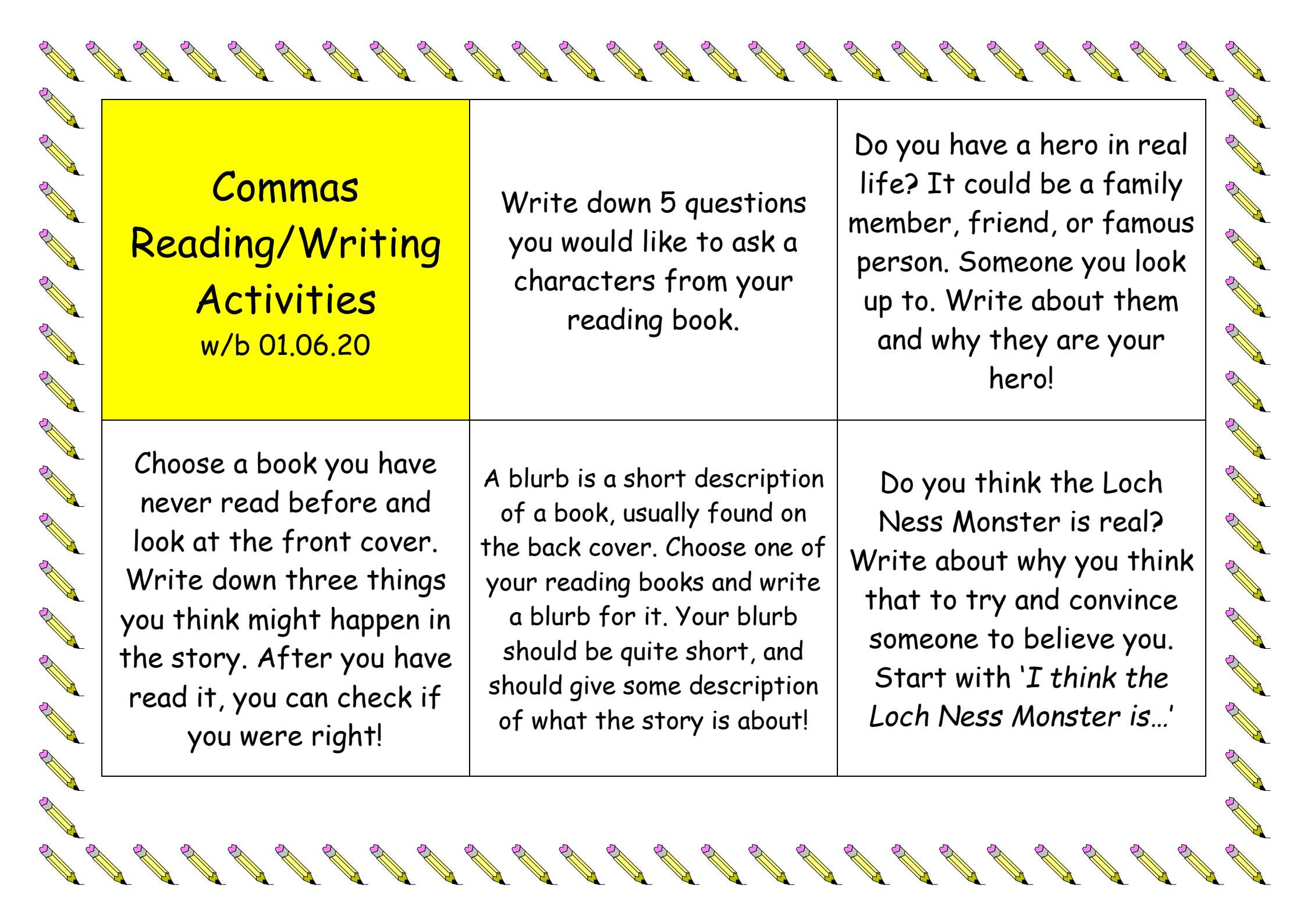
Count your spelling words. Draw one shape for each word. Now write a spelling word inside each of the shapes.

Example:

shallow

Write your spelling words three times using

spooky
letters!



Commas
Reading/Writing
Activities
w/b 01.06.20

Write down 5 questions you would like to ask a character from your reading book.

Do you have a hero in real life? It could be a family member, friend, or famous person. Someone you look up to. Write about them and why they are your hero!

Choose a book you have never read before and look at the front cover. Write down three things you think might happen in the story. After you have read it, you can check if you were right!

A blurb is a short description of a book, usually found on the back cover. Choose one of your reading books and write a blurb for it. Your blurb should be quite short, and should give some description of what the story is about!

Do you think the Loch Ness Monster is real? Write about why you think that to try and convince someone to believe you. Start with '*I think the Loch Ness Monster is...*'



Exclamation Marks Spelling Activities

w/b 01.06.20

Sound:
dge

Spelling words:

badger, bridge, fudge, edge,
judge, does, same, think, changes

Find an old newspaper or magazine and try to make your spelling words by cutting out and using big letters from the headlines!

Silly spelling sentences!
Woo-hoo! Extra silly
this week please!

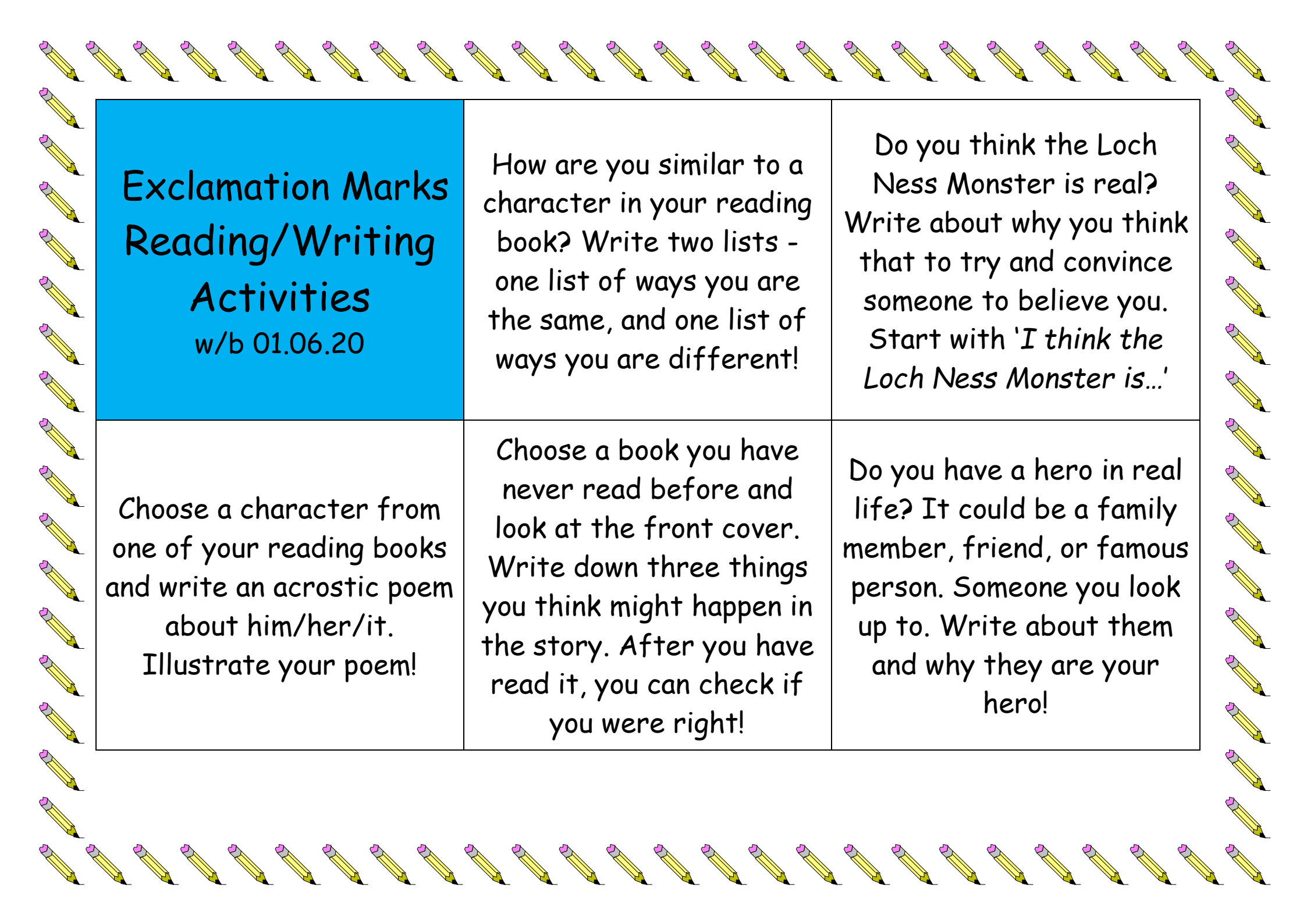
Write your spelling words three times.
Once normally, once backwards, and once in REVERSE alphabetical order!

Write each word across and down, sharing the same first letter.

Example:

changes
h
a
n
g
e
s

Write your sound and spelling words five times using **robot letters!**



Exclamation Marks Reading/Writing Activities w/b 01.06.20

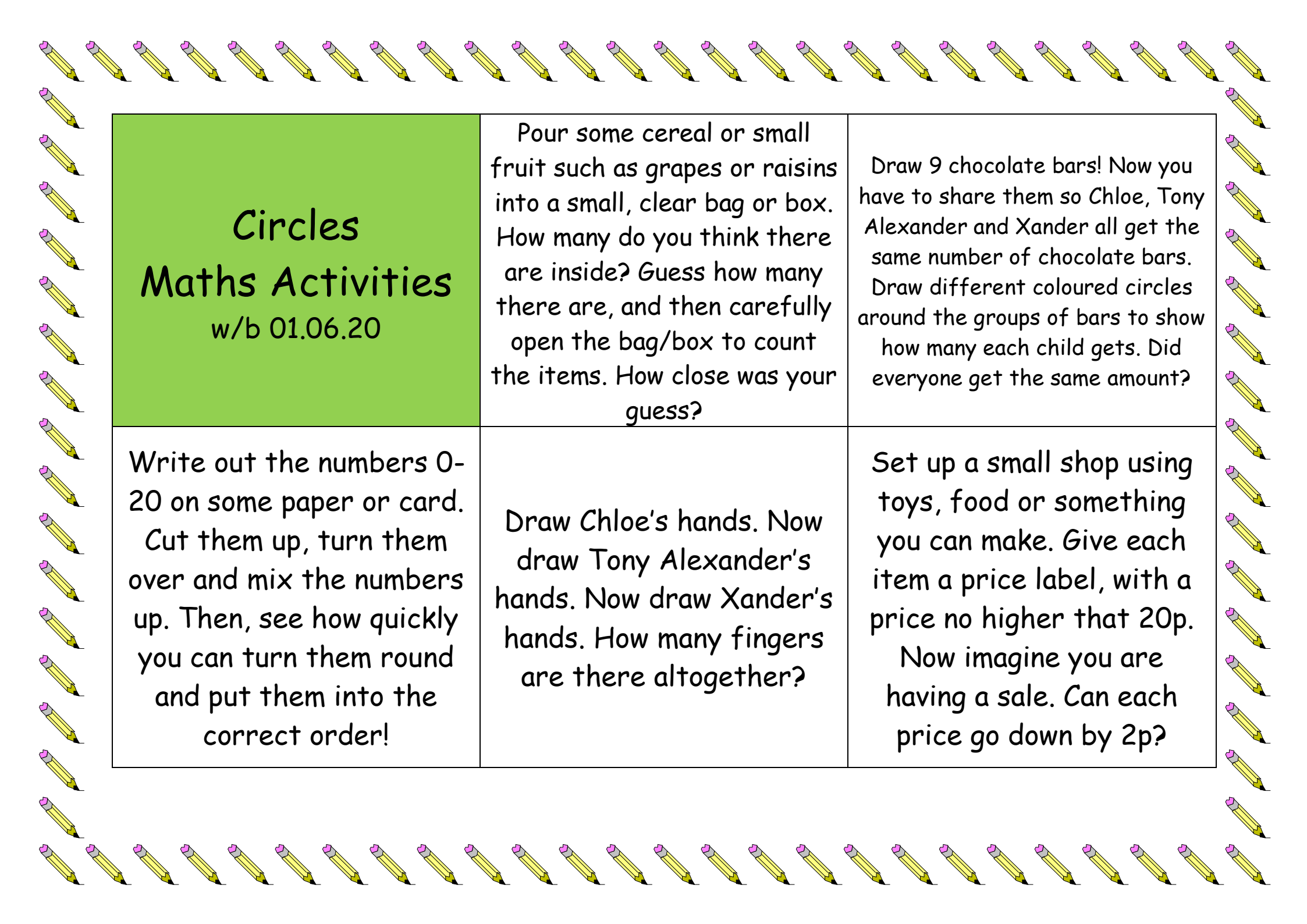
How are you similar to a character in your reading book? Write two lists - one list of ways you are the same, and one list of ways you are different!

Do you think the Loch Ness Monster is real? Write about why you think that to try and convince someone to believe you. Start with '*I think the Loch Ness Monster is...*'

Choose a character from one of your reading books and write an acrostic poem about him/her/it. Illustrate your poem!

Choose a book you have never read before and look at the front cover. Write down three things you think might happen in the story. After you have read it, you can check if you were right!

Do you have a hero in real life? It could be a family member, friend, or famous person. Someone you look up to. Write about them and why they are your hero!



Circles

Maths Activities

w/b 01.06.20

Pour some cereal or small fruit such as grapes or raisins into a small, clear bag or box. How many do you think there are inside? Guess how many there are, and then carefully open the bag/box to count the items. How close was your guess?

Draw 9 chocolate bars! Now you have to share them so Chloe, Tony Alexander and Xander all get the same number of chocolate bars. Draw different coloured circles around the groups of bars to show how many each child gets. Did everyone get the same amount?

Write out the numbers 0-20 on some paper or card. Cut them up, turn them over and mix the numbers up. Then, see how quickly you can turn them round and put them into the correct order!

Draw Chloe's hands. Now draw Tony Alexander's hands. Now draw Xander's hands. How many fingers are there altogether?

Set up a small shop using toys, food or something you can make. Give each item a price label, with a price no higher than 20p. Now imagine you are having a sale. Can each price go down by 2p?

Squares


Maths Activities

w/b 01.06.20

Make a time diary!
Throughout the day, write down things you did and the times you did them (in the correct order).

Think about everyone in your Maths group. Write a list of everyone to help you. Now try and work out how many fingers there are altogether in your group!

Make pictures to show the 5x table. Like this:



$$5 \times 2 = 12$$

Write out the numbers 0-50 on some paper or card. Cut them up, turn them over and mix the numbers up. Then, see how quickly you can turn them round and put them into the correct order!


Start with number 50. Roll a dice and take the number away from 30 to get your new number. Roll the dice and take the number away from your new number. Repeat this until you get down to 0. How many rolls did it take?

Triangles Maths Activities

w/b 01.06.20

Start with 100. Roll a dice and take the number away from 60 to get your new number. Roll the dice and take the number away from your new number. Repeat this until you get down to 0. How many rolls did it take?

Make pictures to show the 6x table. Like this:



$$6 \times 2 = 12$$

Roll a dice three times. What is the highest number you can make with the three numbers? What is the smallest number you can make? Take away the smallest number from the biggest number

Make a time diary!
Throughout the day, write down things you did and the times you did them (in the correct order). Do it again later in the week and compare the two diaries!

Find 5 objects around your house and then estimate their lengths (in centimetres). Check your estimate by measuring the objects with a ruler or measuring tape.