



Hello,

The following activities are ones that the children should be familiar with and can do independently, after a brief introduction from a family member or guardian to go over the task.

There are Reading/Writing, Spelling and Maths activities for each group.

There is no set order for these activities, nor is there any expectation to complete them all.

If the children do complete any of these activities - or any other activities you may be doing with them - it would be great to see what they have been doing. You can email me scans, photographs or even videos at:

gw20mcnabandrew@glow.sch.uk

Thank you!

Mr McNab



Full Stops Spelling Activities

w/b 11.05.20

Sound:

-ng

Spelling words:

sing, bang, king, long

Write your spelling words
three times using a
coloured pencil!

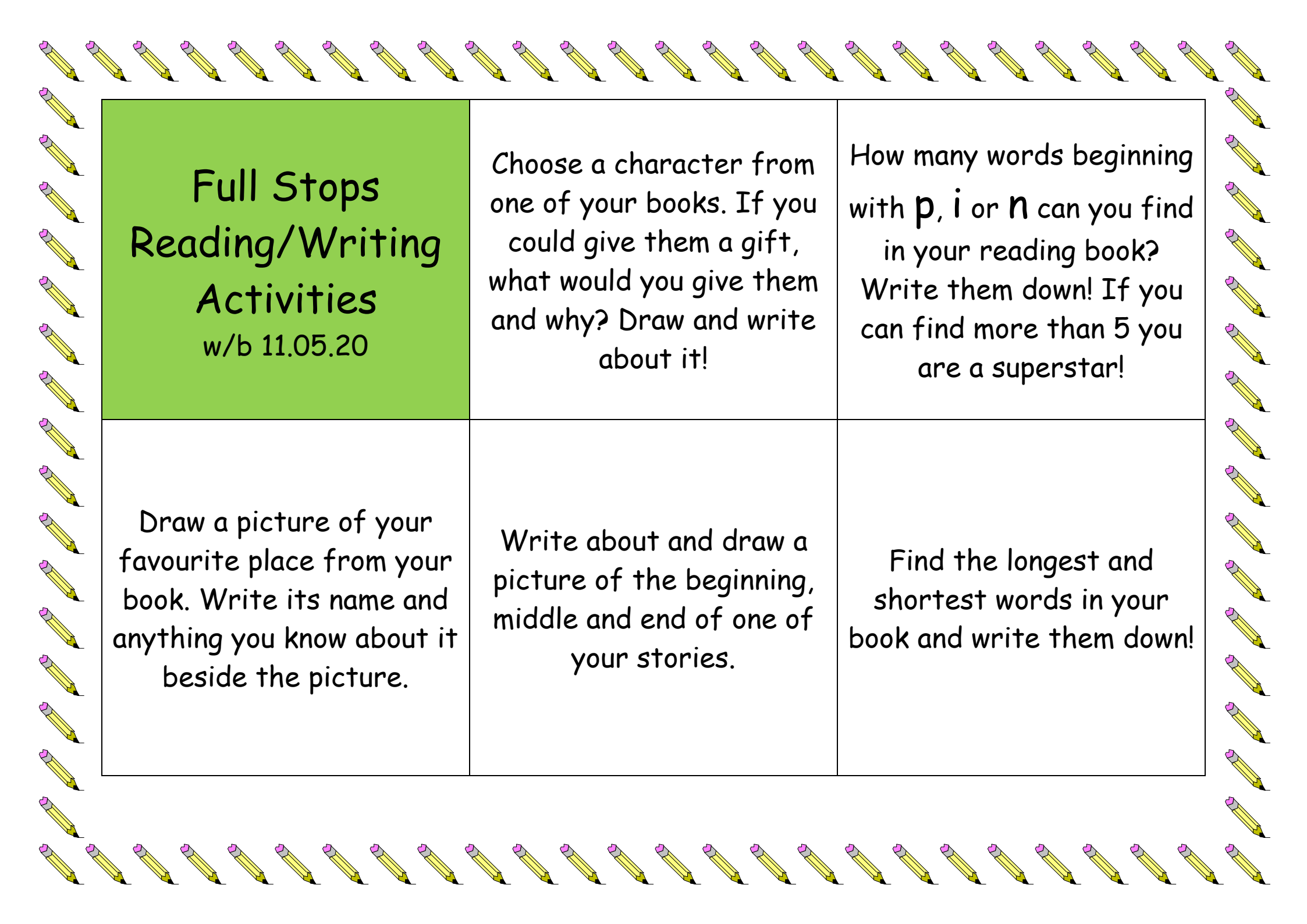
Go on a sound hunt! Find
things around your house
or in your books that have
your new sound in it!

Draw a picture - any
picture. Then secretly
hide your spelling words in
the drawing. Ask someone
to try and find your words!

Write your sound and
spelling words five times

using *squiggly*
letters!

Use objects in your house
to make your spelling
words. You could use
construction toys, clothes,
anything to make the
letters in your spelling
words!



Full Stops Reading/Writing Activities

w/b 11.05.20

Choose a character from one of your books. If you could give them a gift, what would you give them and why? Draw and write about it!

How many words beginning with **p**, **i** or **n** can you find in your reading book? Write them down! If you can find more than 5 you are a superstar!

Draw a picture of your favourite place from your book. Write its name and anything you know about it beside the picture.

Write about and draw a picture of the beginning, middle and end of one of your stories.

Find the longest and shortest words in your book and write them down!



Commas

Spelling Activities

w/b 11.05.20

Sound:

u-e (magic e)

Spelling words:

*cube, huge, use, rule,
every, find, want, girl*

Find an old newspaper or magazine and try to make your spelling words by cutting out and using big letters from the headlines!

Create dot-dot spelling words and then use a coloured pencil to join them! Like this:

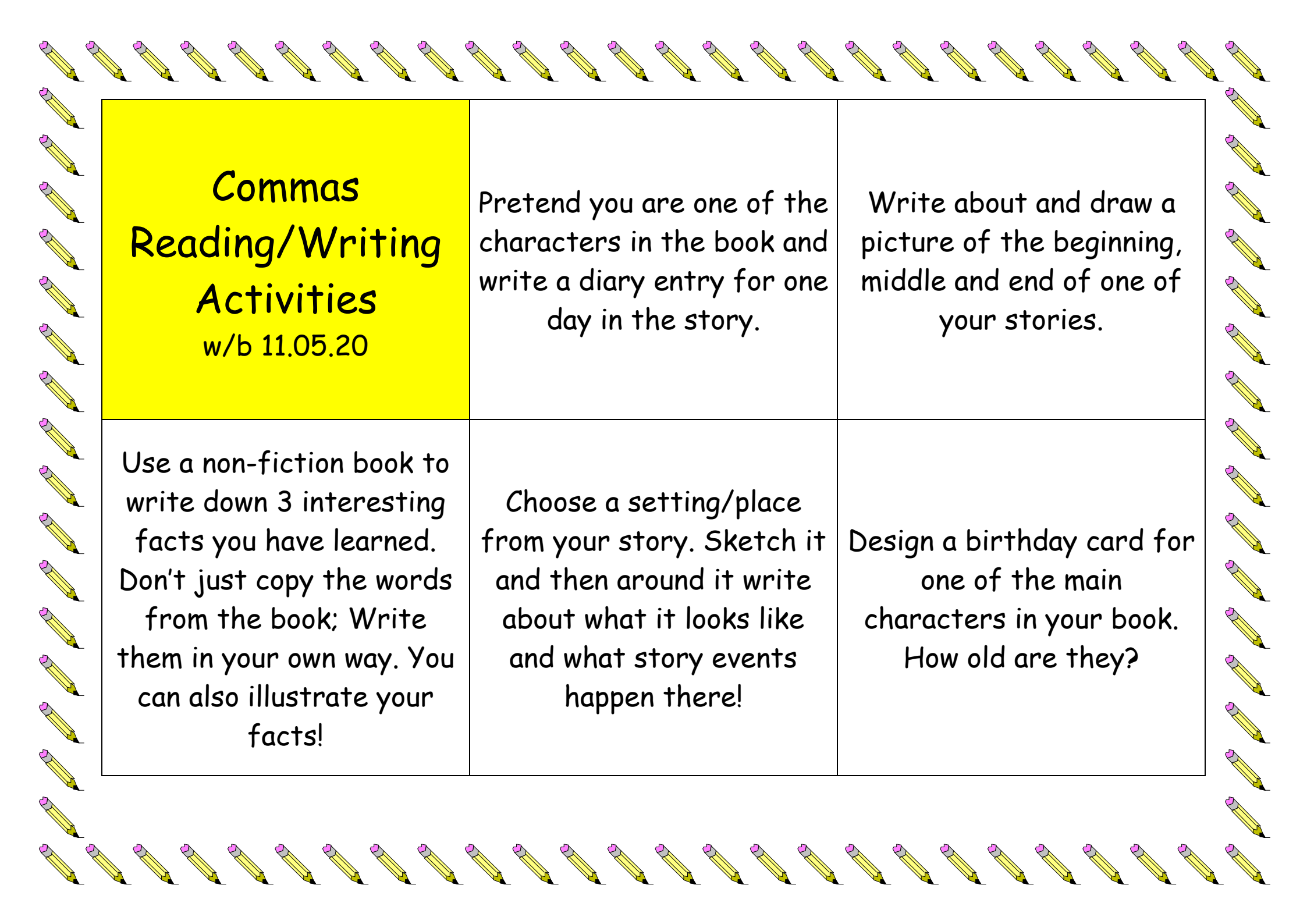
hello

Spelling sentences!
Woohoo!

Draw a picture - any picture. Then secretly hide your spelling words in the drawing. Ask someone to try and find your words!

Write your spelling/sound words using bubble letters. Like this:

BUBBLE



Commas
Reading/Writing
Activities
w/b 11.05.20

Pretend you are one of the characters in the book and write a diary entry for one day in the story.

Write about and draw a picture of the beginning, middle and end of one of your stories.

Use a non-fiction book to write down 3 interesting facts you have learned. Don't just copy the words from the book; Write them in your own way. You can also illustrate your facts!

Choose a setting/place from your story. Sketch it and then around it write about what it looks like and what story events happen there!

Design a birthday card for one of the main characters in your book. How old are they?



Exclamation Marks Spelling Activities

w/b 11.05.20

Sound:

u (making *oo* sound)

Spelling words:

*put, pull, push, pudding,
bushes, different, light,
sentence*

Spelling pyramids! Just
like this:

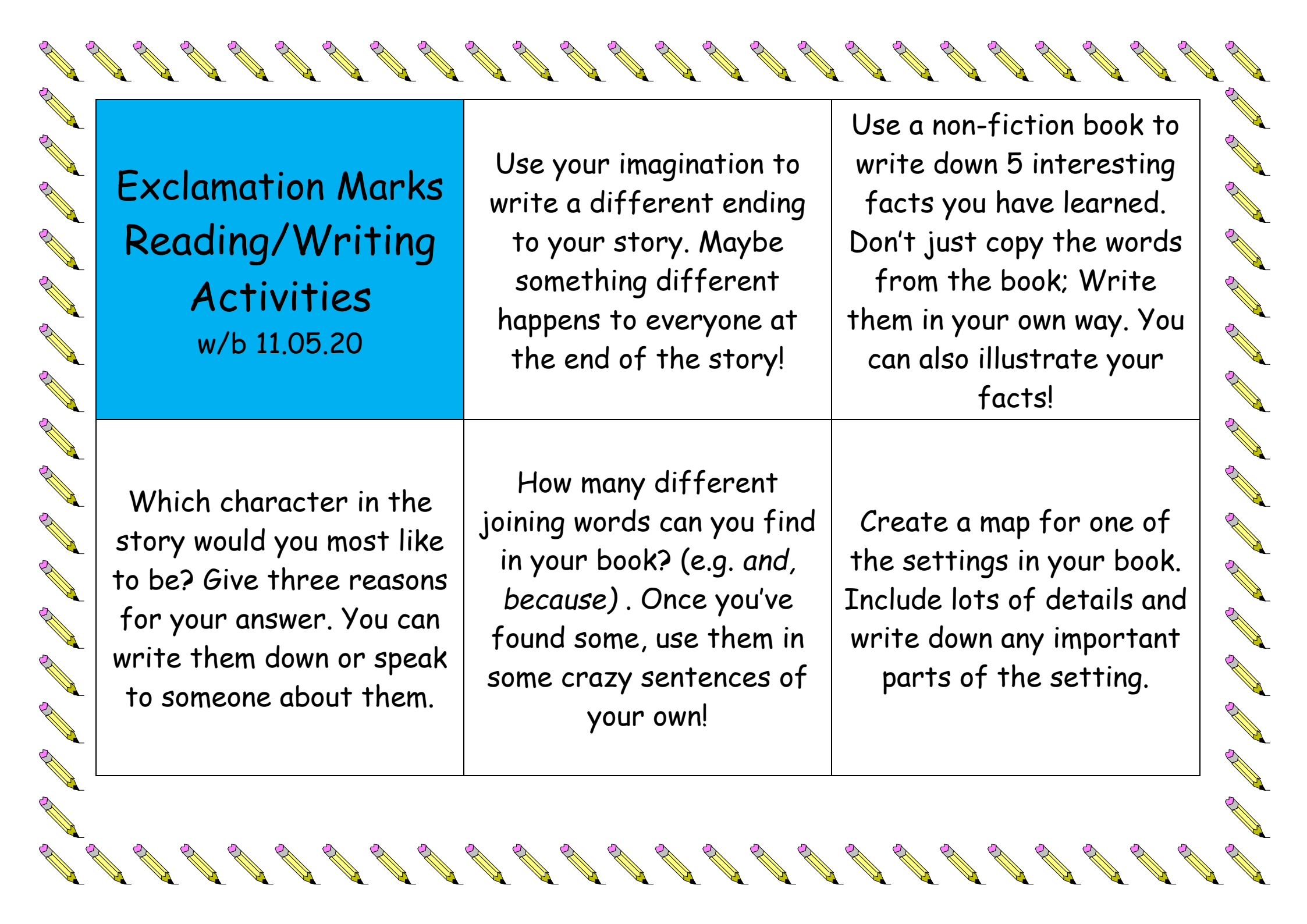
p
py
pyr
pyra
pyram
pyrami
pyramid
pyramids

Write a spelling story.
Your story can be about
anything, as long as it has
all of your spelling/sound
words in it!

Write your spelling words
three times. Once normally,
once backwards, and once
in alphabetical order!

Make a spelling words
poster on a computer/
tablet/iPad. You should
include all of your words,
and you can use different
fonts, styles and pictures.

Silly spelling sentences!
Woo-hoo!



Exclamation Marks Reading/Writing Activities

w/b 11.05.20

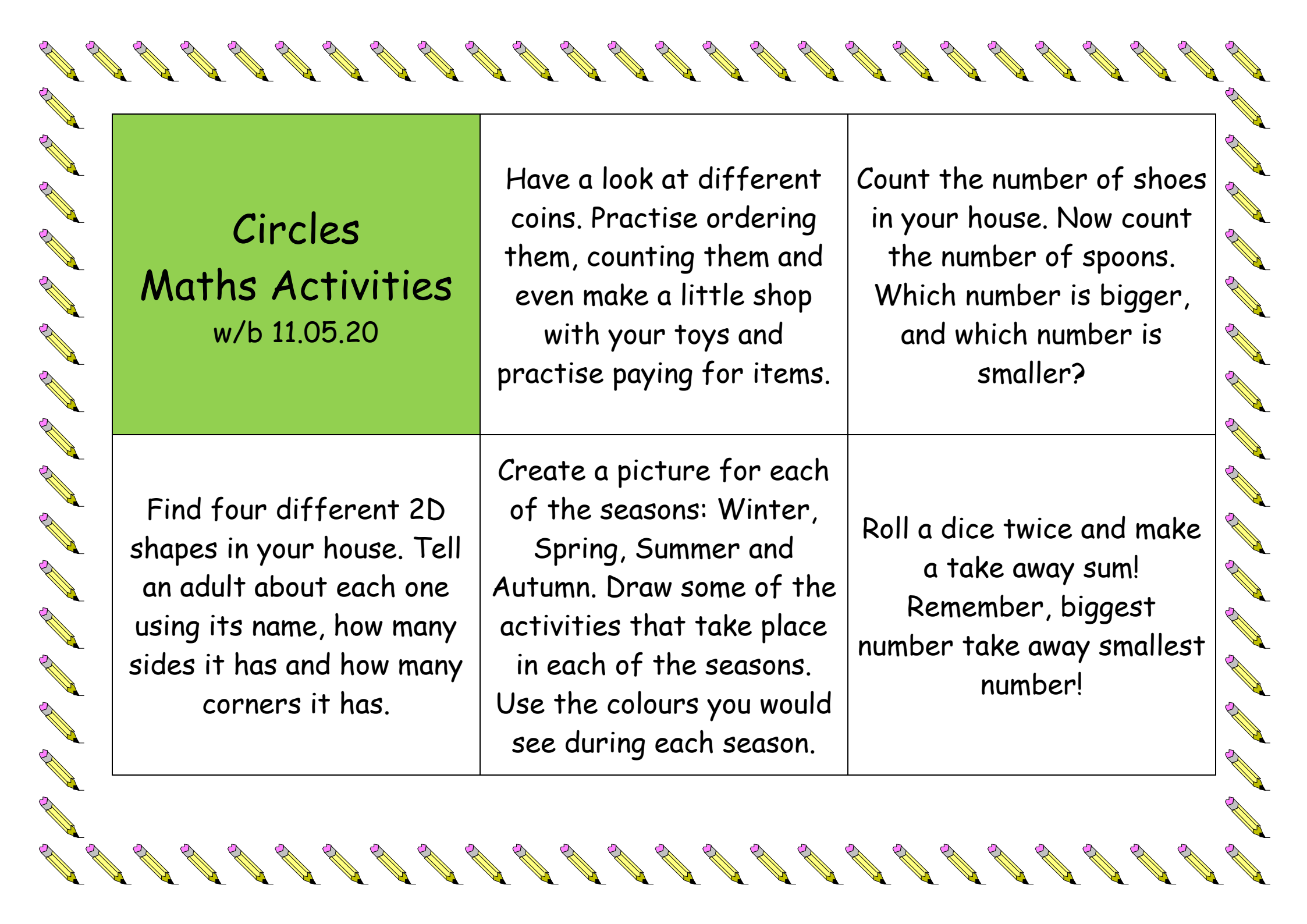
Use your imagination to write a different ending to your story. Maybe something different happens to everyone at the end of the story!

Use a non-fiction book to write down 5 interesting facts you have learned. Don't just copy the words from the book; Write them in your own way. You can also illustrate your facts!

Which character in the story would you most like to be? Give three reasons for your answer. You can write them down or speak to someone about them.

How many different joining words can you find in your book? (e.g. *and*, *because*). Once you've found some, use them in some crazy sentences of your own!

Create a map for one of the settings in your book. Include lots of details and write down any important parts of the setting.



Circles

Maths Activities

w/b 11.05.20

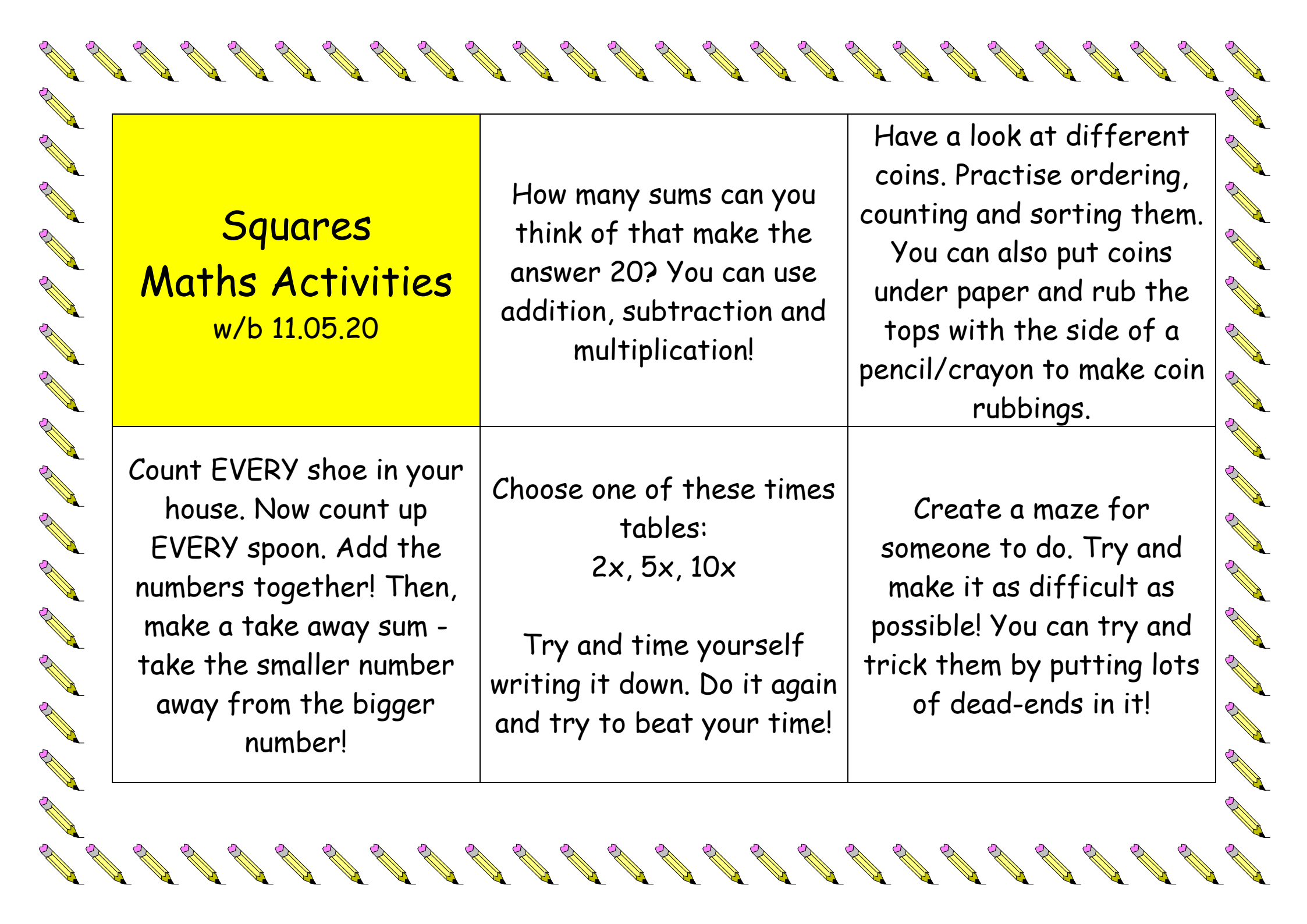
Have a look at different coins. Practise ordering them, counting them and even make a little shop with your toys and practise paying for items.

Count the number of shoes in your house. Now count the number of spoons. Which number is bigger, and which number is smaller?

Find four different 2D shapes in your house. Tell an adult about each one using its name, how many sides it has and how many corners it has.

Create a picture for each of the seasons: Winter, Spring, Summer and Autumn. Draw some of the activities that take place in each of the seasons. Use the colours you would see during each season.

Roll a dice twice and make a take away sum! Remember, biggest number take away smallest number!



Squares

Maths Activities

w/b 11.05.20

How many sums can you think of that make the answer 20? You can use addition, subtraction and multiplication!

Have a look at different coins. Practise ordering, counting and sorting them. You can also put coins under paper and rub the tops with the side of a pencil/crayon to make coin rubbings.

Count EVERY shoe in your house. Now count up EVERY spoon. Add the numbers together! Then, make a take away sum - take the smaller number away from the bigger number!

Choose one of these times tables:
2x, 5x, 10x

Try and time yourself writing it down. Do it again and try to beat your time!

Create a maze for someone to do. Try and make it as difficult as possible! You can try and trick them by putting lots of dead-ends in it!



Triangles

Maths Activities

w/b 11.05.20

How many sums can you think of that make the answer 24? You can use addition, subtraction, division and multiplication!

Choose one of these times tables:

2x, 3x, 4x, 5x, 10x

Try and time yourself writing it down. Do it again and try to beat your time!

Roll a dice twice to make a tens and units number. Do it again to make another number. Take the smaller number away from the bigger number!
Repeat this six times!

Start with number 1. Double it. Double your answer. Double that answer. Keep doubling and see how high you can get!
You can use paper and a pencil to help you work out some answers!

Have a look at different coins. Practise ordering, counting and sorting them.
You can also put coins under paper and rub the tops with the side of a pencil/crayon to make coin rubbings.