



# Monthly Homework Grid - May 2025 Primary 7

## Numeracy & Mathematics

**Numeracy Focus:** Time and Data & Analysis

**Activity:**

**Time:** practise telling the time in 12 and 24 hour clock to individual minute. Calculate durations that cross several hours. Use a timetable to calculate journey times.

**Data & Analysis:** devises ways of collecting data in the most suitable way, collects, organises and displays data accurately using digital technology, analyses, interprets and draws conclusions from a variety of data.

**How to Guides:**

**Time**

<https://www.bbc.co.uk/bitesize/topics/zkfycdm>

**Reading Timetables**

<https://www.youtube.com/watch?v=40BJOo0VD-0>

**Time, speed & distance**

<https://www.youtube.com/watch?v=OuehNbiYisw>

**Data & Analysis**

<https://www.bbc.co.uk/bitesize/topics/z7rcwmn>

<https://www.youtube.com/watch?v=N-WE4uB0Zr4>

## Learning across the Curriculum

**Topic:** STEM Fridays & School Show

**Value of the month:** Generosity

[https://www.youtube.com/watch?v=UdgALI\\_UgUg](https://www.youtube.com/watch?v=UdgALI_UgUg)

Why don't you give up your time by volunteering to help out, or have a clear out and donate some of your old toys/clothes to a charity.

## Literacy

**Spelling:**

Your spelling words will be in your homework jotter and updated weekly. Choose an activity from the active spelling grid to practise your words or write a paragraph containing your words.

**Reading:**

**Non-Fiction Books**

What hobby do you enjoy? What topics do you like at school?

What football team do you support? Who is your favourite celebrity? What is your favourite animal? Can you find a book about your chosen topic and learn more information?

**Writing:**

Practise your explanation writing. You could explain what makes a good friend, how volcanos work, the water cycle journey. Remember to use time connectives and cause and effect language.

**Optional challenge:**

**Ideas for writing**

<https://www.bbc.co.uk/bitesize/articles/zpsjkty#zrrd6rd>

<https://www.bbc.co.uk/bitesize/articles/zpsjkty>

Grammar- conjunctions/connectives - time, cause & effect

## P4-7 Spelling Strategies





1. **Knowledge and Use of Phonics** - 'sh' 'dge' 'ie'
2. **Syllabification** - 'Jan-u-a-ry' - 4 syllables
3. **Words within Words** - cloudy - 'loud'
4. **Compound Words** - outside - 'out' + 'side' = outside
5. **Using Analogy** - fly/my/shy/cry
6. **Mnemonic** - because - big elephants can always understand small elephants
7. **Spelling Rules** - 'i' before 'e' except after 'c'
8. **Diacritical Marking Code** - .  
(single sound) \_\_ (joint phoneme)  
(split phoneme)

## P4-7 Reading Strategies

1. **Metalinguistics** - the meaning of unfamiliar words
2. **Summary** - a brief statement or account of the main points of something
3. **Inference** - literal and inferential messages from texts to find out more about the setting, main events, characters, actions/feelings and plot
4. **Visualisation** - Visualisation is creating pictures in your mind as you read using evidence from the text
5. **Prior knowledge** - refers to what a learner already knows before learning new information
6. **Main Ideas** - find the most important details from the text - read between the lines to find authors themes



# Active Spelling Grid

|  |  |  |
|--|--|--|
| <p><b><u>Silly Sentences</u></b></p> <p>Choose 5 of your spelling words to write a silly sentence.</p> <p>e.g. School</p> <p>I wear my pyjamas to school.</p>  | <p><b><u>Across and Down</u></b></p> <p>Write all of your spelling words for today across and down.</p> <p>e.g. N o w</p> <p>o</p> <p>w</p>  | <p><b><u>Rhyme Time</u></b></p> <p>Write out your spelling words. Now write out a word that rhymes with each of your spelling words.</p> <p>e.g. School - pool</p>   |
| <p><b><u>Upper and Lowercase</u></b></p> <p>Practise writing your spelling words in upper and lower case letters.</p> <p>e.g. school - SCHOOL</p>  | <p><b><u>Fancy Spelling</u></b></p> <p>Practise writing your spelling words in curly writing.</p>   | <p><b><u>Funny Voices</u></b></p> <p>Practise spelling your words out loud using one of the voices below.</p> <p>Deep voice</p> <p>Whisper voice</p> <p>Baby voice</p> <p>Opera voice</p>  |
| <p><b><u>Jumping Spelling</u></b></p> <p>Practise spelling your words out loud. Jump as you say each letter in the word.</p>  | <p><b><u>Paint spelling</u></b></p> <p>Spread a thin layer of paint in a shallow tray or plate. Use your finger to practise spelling your words.</p>  | <p><b><u>Chalk spelling</u></b></p> <p>Use chalk to practise spelling your words. You can either do this on paper or a chalk board if you have one, or if you are allowed you can write on the ground outside.</p>  |