



Monthly Homework Grid - May 2025 Primary 7/6

Numeracy & Mathematics

Numeracy Focus: Fractions

Percentages

Linking percentages to fractions, finding percentages of amounts.

Activity: Mathematic Focus : Time

Remember there are activities for you on Studyladder, chosen for your specific maths group. How to Guides:

Finding a percentage of amounts

<https://www.youtube.com/watch?v=KlwFm-5r9Y0>

Linking fractions, decimals & fractions

<https://www.youtube.com/watch?v=VgHAj-PLm1o>

Converting metric measurements

<https://www.youtube.com/watch?v=5ScVNDUV9Dc>

Area and Perimeter

<https://www.youtube.com/watch?v=Wrf5BHp7AuM>

Finding volume

<https://www.youtube.com/watch?v=itg5KfKNwaU>

Literacy

Spelling:

Your spelling words will be in your homework jotter and updated weekly. Choose an activity from the active spelling grid to practise your words or write a paragraph containing your words.

Literacy

Have a look at the virtual classroom. Violet for P7, Indigo for P6.

Log on to our class Epic page, code **kgp2694**

Writing:

Discursive- Writing a balanced argument. Think of an area you are interested in, can you give the pros and cons.

Grammar

Hyperboles

<https://www.classroomnook.com/blog/hyperbole-lessons-activities>

Optional challenge:

Log on to study ladder for Literacy tasks for your reading groups.

Learning across the Curriculum

Topic: The Egyptians <https://www.youtube.com/watch?v=quIjo6P9DQE>

Ancient Gods and Goddesses of Ancient Egypt https://www.youtube.com/watch?v=_corbaWNGgE

Value of the Month Generosity

<https://www.youtube.com/watch?v=0b6PxMMN3OI>

Do something nice for someone in your family.

P4-7 Spelling Strategies




1. **Knowledge and Use of Phonics** - 'sh' 'dge' 'ie'
2. **Syllabification** - 'Jan-u-a-ry' - 4 syllables
3. **Words within Words** - cloudy - 'loud'
4. **Compound Words** - outside - 'out' + 'side' = outside
5. **Using Analogy** - fly/my/shy/cry
6. **Mnemonic** - because - big elephants can always understand small elephants
7. **Spelling Rules** - 'i' before 'e' except after 'c'
8. **Diacritical Marking Code** - . (single sound) __ (joint phoneme) ◡ (split phoneme)

P4-7 Reading Strategies

1. **Metalinguistics** - the meaning of unfamiliar words
2. **Summary** - a brief statement or account of the main points of something
3. **Inference** - literal and inferential messages from texts to find out more about the setting, main events, characters, actions/feelings and plot
4. **Visualisation** - Visualisation is creating pictures in your mind as you read using evidence from the text
5. **Prior knowledge** - refers to what a learner already knows before learning new information
6. **Main Ideas** - find the most important details from the text - read between the lines to find authors themes



Active Spelling Grid

<p><u>Silly Sentences</u></p> <p>Choose 5 of your spelling words to write a silly sentence.</p> <p>e.g. School</p> <p>I wear my pyjamas to school.</p>	<p><u>Across and Down</u></p> <p>Write all of your spelling words for today across and down.</p> <p>e.g. N o w</p> <p>o</p> <p>w</p>	<p><u>Rhyme Time</u></p> <p>Write out your spelling words. Now write out a word that rhymes with each of your spelling words.</p> <p>e.g. School - pool</p>
<p><u>Upper and Lowercase</u></p> <p>Practise writing your spelling words in upper and lower case letters.</p> <p>e.g. school - SCHOOL</p>	<p><u>Fancy Spelling</u></p> <p>Practise writing your spelling words in curly writing.</p> 	<p><u>Funny Voices</u></p> <p>Practise spelling your words out loud using one of the voices below.</p> <p>Deep voice</p> <p>Whisper voice</p> <p>Baby voice</p> <p>Opera voice</p>
<p><u>Jumping Spelling</u></p> <p>Practise spelling your words out loud. Jump as you say each letter in the word.</p> 	<p><u>Paint spelling</u></p> <p>Spread a thin layer of paint in a shallow tray or plate. Use your finger to practise spelling your words.</p> 	<p><u>Chalk spelling</u></p> <p>Use chalk to practise spelling your words. You can either do this on paper or a chalk board if you have one, or if you are allowed you can write on the ground outside.</p> 