



Monthly Homework Grid - May 2025 Primary 6

Numeracy & Mathematics

Numeracy Focus: Fractions

Focus on simplifying fractions, comparing fractions and converting improper fractions and mixed numbers.

Activity: Create sums that are looking at fractions using these different skills.

Simplifying fractions

<https://www.bbc.co.uk/bitesize/articles/zcdgxfr#zgscjfr>

Converting improper fractions and mixed numbers

<https://www.bbc.co.uk/bitesize/articles/zyxsf82#zm7nsk7>

Mathematic Focus : Data Handling

We will be focussing on the collection and display of results.

<https://www.bbc.co.uk/bitesize/topics/z7rcwmn> - Links to different graphs and interpreting data.

<https://www.bbc.co.uk/bitesize/articles/zj6nb7h#:~:text=The%20mean%20is%20the%20most,value%20that%20occurs%20most%20often>. - Working out the mean, median, mode and range.

Literacy

Spelling:

Your spelling words will be in your homework jotter and updated weekly. Choose an activity from the active spelling grid to practise your words or write a paragraph containing your words.

Reading:

Take a trip to the local library and find a book that you would enjoy reading and take it out. Alternatively you could borrow one from our class library or swap with a friend.

Discursive

This term we are looking at discursive writing. Think about something that you are passionate about and have an interest in. Create a pros and cons table about that subject.

Work on creating your solo talk and learning what you have put together. Do this with your chosen person, you could include pictures and create a PowerPoint if you wish.

Learning across the Curriculum

Topic: Italy: create a factfile about Milan, find out things like the population, famous people that live there, what the city is known for etc.

Value of the Month - Generosity

Task- Create a spider diagram for each of the following: What do you think being generous would 1. Look like 2. Sound like 3. Feel like

P4-7 Spelling Strategies




1. **Knowledge and Use of Phonics** - 'sh' 'dge' 'ie'
2. **Syllabification** - 'Jan-u-a-ry' - 4 syllables
3. **Words within Words** - cloudy - 'loud'
4. **Compound Words** - outside - 'out' + 'side' = outside
5. **Using Analogy** - fly/my/shy/cry
6. **Mnemonic** - because - big elephants can always understand small elephants
7. **Spelling Rules** - 'i' before 'e' except after 'c'
8. **Diacritical Marking Code** - . (single sound) __ (joint phoneme) ◡ (split phoneme)

P4-7 Reading Strategies

1. **Metalinguistics** - the meaning of unfamiliar words
2. **Summary** - a brief statement or account of the main points of something
3. **Inference** - literal and inferential messages from texts to find out more about the setting, main events, characters, actions/feelings and plot
4. **Visualisation** - Visualisation is creating pictures in your mind as you read using evidence from the text
5. **Prior knowledge** - refers to what a learner already knows before learning new information
6. **Main Ideas** - find the most important details from the text - read between the lines to find authors themes



Active Spelling Grid

<p><u>Silly Sentences</u></p> <p>Choose 5 of your spelling words to write a silly sentence.</p> <p>e.g. School</p> <p>I wear my pyjamas to school.</p>	<p><u>Across and Down</u></p> <p>Write all of your spelling words for today across and down.</p> <p>e.g. N o w</p> <p>o</p> <p>w</p>	<p><u>Rhyme Time</u></p> <p>Write out your spelling words. Now write out a word that rhymes with each of your spelling words.</p> <p>e.g. School - pool</p>
<p><u>Upper and Lowercase</u></p> <p>Practise writing your spelling words in upper and lower case letters.</p> <p>e.g. school - SCHOOL</p>	<p><u>Fancy Spelling</u></p> <p>Practise writing your spelling words in curly writing.</p> 	<p><u>Funny Voices</u></p> <p>Practise spelling your words out loud using one of the voices below.</p> <p>Deep voice</p> <p>Whisper voice</p> <p>Baby voice</p> <p>Opera voice</p>
<p><u>Jumping Spelling</u></p> <p>Practise spelling your words out loud. Jump as you say each letter in the word.</p> 	<p><u>Paint spelling</u></p> <p>Spread a thin layer of paint in a shallow tray or plate. Use your finger to practise spelling your words.</p> 	<p><u>Chalk spelling</u></p> <p>Use chalk to practise spelling your words. You can either do this on paper or a chalk board if you have one, or if you are allowed you can write on the ground outside.</p> 