


Monthly Homework Grid - May 2025 - Primary 5/6.



Numeracy & Mathematics

Numeracy Focus:

Money, Time, Data Analysis and Ideas of Chance and Uncertainty

Money: select appropriate mental and written strategies to solve problems. Compare the cost from different retailers and interpret sales information. Calculate the total spend in a shopping situation and change due using £ and p within £100. Compare cost to determine what is affordable within a budget. Discuss the different methods and benefits of payment.

Time: tell the time in five minute intervals on an analogue and digital clock, estimate time durations in appropriate units, read and record any time in both 12 and 24 hour clock, and convert between the two (for some), calculate durations that bridge across one hour (several hours and part of hours for some), interpret a digital or paper timetable and/or calendar.

Data Analysis: Suggest and design suitable data collection methods. Represent data using suitable scales from an extended range of tables, charts, diagrams, plots and graphs. Read and explain what the data shows.

Ideas of Chance and Uncertainty: use vocabulary such as likely, probably, certain, uncertain, impossible, equal chance, fifty-fifty, one in three to describe and discuss outcomes. Estimate probability by conducting experiments. Make predictions and collect information.

How to Guides:

Comparing amounts of money and calculating change:

<https://www.bbc.co.uk/bitesize/topics/z8yv4wx>

Tables, Graphs and Charts

<https://www.bbc.co.uk/bitesize/topics/z7rcwmn>

Literacy

Spelling:

Your spelling words will be in your homework jotter and updated weekly/fortnightly. Choose an activity from the active spelling grid to practise your words or write a paragraph containing your words. Try to include adjectives, similes and detail in your writing. Remember to include your core targets.

Reading:

Choose one fiction and one non-fiction book to read. Create a PPT or poster about each book. Include information such as the title, author and what the books are about. Try to include information about what you have learned, character information, where the book was set and extra facts you remember.

Writing:

Think about something that matters to you and write a persuasive letter to the person to appeal for it. It could be somewhere you would like your adult to take you, it could be to Miss McCarthy to ask for no uniform, it could be to your favourite football team to ask if you can play for them!

How to Guides:

Writing Persuasively:

<https://www.bbc.co.uk/bitesize/articles/zsvjkty#zbcwsg>

Learning across the Curriculum

Topic: Term 4 - Forces and Magnets.

Find out about magnetic forces that repel and attract. Select some items from around your house and predict whether or not you think they will be attracted to magnets. Give examples of when friction is helpful and not helpful. Find out what role friction plays in sports and activities and how athletes wear certain clothes or use certain equipment to stay streamlined.

Value of the month: Generosity.

Think of ways in which people can show generosity and why this is an important value. Research two individuals who have displayed generosity in different ways.

Create a poster, PPT or factfile about the person and their actions.

P4-7 Spelling Strategies




1. **Knowledge and Use of Phonics** - 'sh' 'dge' 'ie'
2. **Syllabification** - 'Jan-u-a-ry' - 4 syllables
3. **Words within Words** - cloudy - 'loud'
4. **Compound Words** - outside - 'out' + 'side' = outside
5. **Using Analogy** - fly/my/shy/cry
6. **Mnemonic** - because - big elephants can always understand small elephants
7. **Spelling Rules** - 'i' before 'e' except after 'c'
8. **Diacritical Marking Code** - . (single sound) __ (joint phoneme) ◡ (split phoneme)

P4-7 Reading Strategies

1. **Metalinguistics** - the meaning of unfamiliar words
2. **Summary** - a brief statement or account of the main points of something
3. **Inference** - literal and inferential messages from texts to find out more about the setting, main events, characters, actions/feelings and plot
4. **Visualisation** - Visualisation is creating pictures in your mind as you read using evidence from the text
5. **Prior knowledge** - refers to what a learner already knows before learning new information
6. **Main Ideas** - find the most important details from the text - read between the lines to find authors themes



Active Spelling Grid

<p><u>Silly Sentences</u></p> <p>Choose 5 of your spelling words to write a silly sentence.</p> <p>e.g. School</p> <p>I wear my pyjamas to school.</p>	<p><u>Across and Down</u></p> <p>Write all of your spelling words for today across and down.</p> <p>e.g. N o w</p> <p>o</p> <p>w</p>	<p><u>Rhyme Time</u></p> <p>Write out your spelling words. Now write out a word that rhymes with each of your spelling words.</p> <p>e.g. School - pool</p>
<p><u>Upper and Lowercase</u></p> <p>Practise writing your spelling words in upper and lower case letters.</p> <p>e.g. school - SCHOOL</p>	<p><u>Fancy Spelling</u></p> <p>Practise writing your spelling words in curly writing.</p> 	<p><u>Funny Voices</u></p> <p>Practise spelling your words out loud using one of the voices below.</p> <p>Deep voice</p> <p>Whisper voice</p> <p>Baby voice</p> <p>Opera voice</p>
<p><u>Jumping Spelling</u></p> <p>Practise spelling your words out loud. Jump as you say each letter in the word.</p> 	<p><u>Paint spelling</u></p> <p>Spread a thin layer of paint in a shallow tray or plate. Use your finger to practise spelling your words.</p> 	<p><u>Chalk spelling</u></p> <p>Use chalk to practise spelling your words. You can either do this on paper or a chalk board if you have one, or if you are allowed you can write on the ground outside.</p> 