



# Monthly Homework Grid - May 2025 - Primary 5

## Numeracy & Mathematics

### Numeracy Focus: Fractions and Decimals (Money)

**Mental Strategies: Fractions:** Find  $\frac{1}{2}$  of 18,  $\frac{1}{4}$  of 60,  $\frac{1}{10}$  of 250,  $\frac{1}{5}$  of 75 etc

**Extension:** Find  $\frac{3}{4}$  of 76,  $\frac{2}{3}$  of 66 etc

### Decimals and Money:

**Activity:** Go shopping with your family and choose 2 or 3 items that you bought. Calculate the total and find change from £10/£20/£50/£100. Practise with other items.

**Extra challenge:** You have £150 budget. Go on the internet and find 2 things you would like for your next birthday. Calculate the total. How much change do you have from £150.

### Mathematic Focus : Decimals and Money

Practise all the skills you need to know to tell the time by following this link and doing the interactive activities: [Money - KS2 Maths - BBC Bitesize](#)

**Consolidate:** Fraction and Decimals (Money) Activities on STUDYLADDER.

## Literacy

**Spelling:** Your spelling words will be in your homework jotter and updated weekly. Choose an activity from the active spelling grid to practise your words. **Extra challenge:** Could you write a paragraph containing your words? Or ask a family member to dictate some sentences for you which contain your words?

**Reading: Kilsyth Library:** Go with a parent and join Kilsyth Library. Enjoy reading for pleasure. Can you share your recommendations with others?

### Writing: Narrative Text - Dialogue

Use your imagination and create your own story by free writing. Include 'Dialogue' to reveal more about the story events and the characters involved. Remember the rules of punctuation for direct speech. Video: [KS2 English: Inverted commas with Mr Smith - BBC Bitesize](#)

## Learning across the Curriculum

### Social Studies: Flight

Experiment with flight by making and flying different models of paper aeroplanes. Which designs fly the furthest? How can you improve your model to make it fly further? For some examples follow this link: [Bing Videos](#)

### Value of the Month: GENEROSITY

[Learn more about our value of the month by watching this video: Bing Videos](#)

Think what you can do to show generosity in your everyday life - small acts of generosity can make another person's day.

## P4-7 Spelling Strategies




1. **Knowledge and Use of Phonics** - 'sh' 'dge' 'ie'
2. **Syllabification** - 'Jan-u-a-ry' - 4 syllables
3. **Words within Words** - cloudy - 'loud'
4. **Compound Words** - outside - 'out' + 'side' = outside
5. **Using Analogy** - fly/my/shy/cry
6. **Mnemonic** - because - big elephants can always understand small elephants
7. **Spelling Rules** - 'i' before 'e' except after 'c'
8. LOOK - SAY - COVER - WRITE - CHECK
9. **Diacritical Marking Code** - . (single sound) \_\_ (joint phoneme) (split phoneme)

## P4-7 Reading Strategies

1. **Metalinguistics** - the meaning of unfamiliar words
2. **Summary** - a brief statement or account of the main points of something
3. **Inference** - literal and inferential messages from texts to find out more about the setting, main events, characters, actions/feelings and plot
4. **Visualisation** - Visualisation is creating pictures in your mind as you read using evidence from the text
5. **Prior knowledge** - refers to what a learner already knows before learning new information
6. **Main Ideas** - find the most important details from the text - read between the lines to find authors themes



# Active Spelling Grid

<p><b><u>Silly Sentences</u></b></p> <p>Choose 5 of your spelling words to write a silly sentence.</p> <p>e.g. School</p> <p>I wear my pyjamas to school.</p>	<p><b><u>Across and Down</u></b></p> <p>Write all of your spelling words for today across and down.</p> <p>e.g. N o w</p> <p>o</p> <p>w</p>	<p><b><u>Rhyme Time</u></b></p> <p>Write out your spelling words. Now write out a word that rhymes with each of your spelling words.</p> <p>e.g. School - pool</p>
<p><b><u>Upper and Lowercase</u></b></p> <p>Practise writing your spelling words in upper and lower case letters.</p> <p>e.g. school - SCHOOL</p>	<p><b><u>Fancy Spelling</u></b></p> <p>Practise writing your spelling words in curly writing.</p> 	<p><b><u>Funny Voices</u></b></p> <p>Practise spelling your words out loud using one of the voices below.</p> <p>Deep voice</p> <p>Whisper voice</p> <p>Baby voice</p> <p>Opera voice</p>
<p><b><u>Jumping Spelling</u></b></p> <p>Practise spelling your words out loud. Jump as you say each letter in the word.</p> 	<p><b><u>Paint spelling</u></b></p> <p>Spread a thin layer of paint in a shallow tray or plate. Use your finger to practise spelling your words.</p> 	<p><b><u>Chalk spelling</u></b></p> <p>Use chalk to practise spelling your words. You can either do this on paper or a chalk board if you have one, or if you are allowed you can write on the ground outside.</p> 