

Monthly Homework Grid - May 2025 - Primary 4



Numeracy & Mathematics

Numeracy Focus: Revision of addition.

Activity: 2/3/4 digit addition with carrying using column addition.

Extra Challenge: can you create your own word problems for someone at home?

Mathematics Focus: Measurement

Looking at measuring length (cm and m). Activity: Find 10 household items and use a ruler or tape measure and measure the length in cm or m.

Mathematics Focus: Money

Make up your own toy shop at home and attach prices to items (e.g. £2.69). Using your knowledge of coins and notes work out what coins or notes you could use and work out your change if you paid with a certain amount.

How to Guides:

Addition

[What is column addition? - BBC Bitesize](#)

[2-digit Add 2-digit | Column Addition | Maths with Mrs. B - YouTube](#)

Money

[Combining coins - KS1 - Year 2 - BBC Bitesize](#)

[Giving change - KS2 Maths - Year 3 - BBC Bitesize](#)

Literacy

Spelling:

Your spelling words will be in your homework jotter and updated weekly. Choose an activity from the active spelling grid to practise your words or write a paragraph containing your words.

Reading:

Read a book of your choice and can you use the skill of summarising to identify the main points. Extra challenge: can you write an alternative ending to the story?

Writing:

Using your topic of Africa and our writing genre of persuasive writing, can you write a persuasive piece convincing someone to visit Africa on holiday? Include: weather, events, hotels, key tourist spots. Remember to identify a country in Africa.

Optional challenge: include your spelling words.

How to Guides:

Diacritical Marking

<https://www.youtube.com/watch?v=8y1-QFjT5yc>

Learning across the Curriculum

Africa

Research an African animal. Make a poster about them - include a picture and at least four facts.

Design your own tribal outfit or African mask.

Study Ladder: Login and complete the challenges

Value of the month: April - Forgiveness & Humility. May - Generosity

Can you identify a time when you have shown forgiveness or generosity at school and at home. Write a few sentences about these examples.

P4-7 Spelling Strategies




1. **Knowledge and Use of Phonics** - 'sh' 'dge' 'ie'
2. **Syllabification** - 'Jan-u-a-ry' - 4 syllables
3. **Words within Words** - cloudy - 'loud'
4. **Compound Words** - outside - 'out' + 'side' = outside
5. **Using Analogy** - fly/my/shy/cry
6. **Mnemonic** - because - big elephants can always understand small elephants
7. **Spelling Rules** - 'i' before 'e' except after 'c'
8. **Diacritical Marking Code** - . (single sound) __ (joint phoneme) ◡ (split phoneme)

P4-7 Reading Strategies

1. **Metalinguistics** - the meaning of unfamiliar words
2. **Summary** - a brief statement or account of the main points of something
3. **Inference** - literal and inferential messages from texts to find out more about the setting, main events, characters, actions/feelings and plot
4. **Visualisation** - Visualisation is creating pictures in your mind as you read using evidence from the text
5. **Prior knowledge** - refers to what a learner already knows before learning new information
6. **Main Ideas** - find the most important details from the text - read between the lines to find authors themes



Active Spelling Grid

<p><u>Silly Sentences</u></p> <p>Choose 5 of your spelling words to write a silly sentence.</p> <p>e.g. School</p> <p>I wear my pyjamas to school.</p>	<p><u>Across and Down</u></p> <p>Write all of your spelling words for today across and down.</p> <p>e.g. N o w</p> <p>o</p> <p>w</p>	<p><u>Rhyme Time</u></p> <p>Write out your spelling words. Now write out a word that rhymes with each of your spelling words.</p> <p>e.g. School - pool</p>
<p><u>Upper and Lowercase</u></p> <p>Practise writing your spelling words in upper and lower case letters.</p> <p>e.g. school - SCHOOL</p>	<p><u>Fancy Spelling</u></p> <p>Practise writing your spelling words in curly writing.</p> 	<p><u>Funny Voices</u></p> <p>Practise spelling your words out loud using one of the voices below.</p> <p>Deep voice</p> <p>Whisper voice</p> <p>Baby voice</p> <p>Opera voice</p>
<p><u>Jumping Spelling</u></p> <p>Practise spelling your words out loud. Jump as you say each letter in the word.</p> 	<p><u>Paint spelling</u></p> <p>Spread a thin layer of paint in a shallow tray or plate. Use your finger to practise spelling your words.</p> 	<p><u>Chalk spelling</u></p> <p>Use chalk to practise spelling your words. You can either do this on paper or a chalk board if you have one, or if you are allowed you can write on the ground outside.</p> 