



Monthly Homework Grid - May 2025 - Primary 3

Numeracy & Mathematics

Numeracy Focus:

Angles and Transformation

Simple journeys using directional language, quarter, half and full turn, 1 line of symmetry, shapes/pattern/picture symmetry, grid references and compass points, understanding what is the purpose of a grid.

Money

Using mental strategies to calculate the total cost of items up to £1 and change from £1, using different combinations of coins to make the same amounts explain the role of the £ and p signs and the need for the correct notation e.g., 149p = £1.49 and 7p = £0.07, read and write monetary values using the correct notation.

How to Guides:

[Information and data - 1st level Maths and Numeracy - BBC Bitesize](#)

[How to use directions and turns - BBC Bitesize](#)

[How do I use grid references on a map? - BBC Bitesize](#)

[How to Calculate Change - BBC Bitesize](#)

[Using Add & Subtract to Calculate Change - BBC Bitesize](#)

[Money Top Shop Game](#)

Literacy

Spelling:

Practising our spelling regularly can help us with our accuracy. Your spelling words will be in your homework jotter and updated weekly. **Task:** Choose an activity from the active spelling grid to practise your words or write sentences that include your words.

Reading:

Reading regularly at home will help you to improve your fluency and expression. It will also help you to build your vocabulary and understanding of words.

Writing:

Task: Choose a book to read from our class library or from home. Write a book review of one of the books you have read so that we can display it in our library area. Tell us what you liked about the book and why you would recommend it.

Learning Across the Curriculum

Topic: Foods Around the World

[What different foods do kids eat around the world? - BBC Newsround](#)




<https://youtu.be/7IRdS48yuf0?si=8TF7EojK9XkTzAVV>

Modern Languages: French - Food

[Eating Out - 1st level French - BBC Bitesize](#)

[Food and Drink - 1st level French - BBC Bitesize](#)

Active Spelling Grid

<p><u>Silly Sentences</u></p> <p>Choose 5 of your spelling words to write a silly sentence.</p> <p>e.g. School</p> <p>I wear my pyjamas to school.</p>	<p><u>Across and Down</u></p> <p>Write all of your spelling words for today across and down.</p> <p>e.g. N o w</p> <p>o</p> <p>w</p>	<p><u>Rhyme Time</u></p> <p>Write out your spelling words. Now write out a word that rhymes with each of your spelling words.</p> <p>e.g. School - pool</p>
<p><u>Upper and Lowercase</u></p> <p>Practise writing your spelling words in upper and lower case letters.</p> <p>e.g. school - SCHOOL</p>	<p><u>Fancy Spelling</u></p> <p>Practise writing your spelling words in curly writing.</p> 	<p><u>Funny Voices</u></p> <p>Practise spelling your words out loud using one of the voices below.</p> <p>Deep voice</p> <p>Whisper voice</p> <p>Baby voice</p> <p>Opera voice</p>
<p><u>Jumping Spelling</u></p> <p>Practise spelling your words out loud. Jump as you say each letter in the word.</p> 	<p><u>Paint spelling</u></p> <p>Spread a thin layer of paint in a shallow tray or plate. Use your finger to practise spelling your words.</p> 	<p><u>Chalk spelling</u></p> <p>Use chalk to practise spelling your words. You can either do this on paper or a chalk board if you have one, or if you are allowed you can write on the ground outside.</p> 