



Monthly Homework Grid - February 2025 Primary 7

Numeracy & Mathematics

Numeracy Focus: Time, Angles/Symmetry and Transformation.

Activity:

Time: practise telling the time in 12 and 24 hour clock to individual minute. Calculate durations that cross several hours. Use a timetable to calculate journey times.

Angles/Symmetry and Transformation: reflex angles, revolution, draw and measure angles, calculate the size of missing angles in a shape. (Miss Luxton)

How to Guides:

Time

<https://www.bbc.co.uk/bitesize/topics/zkfydcdm>

<https://www.bbc.co.uk/teach/class-clips-video/articles/zj6xjvh>

Working with seconds, minutes and hours

<https://mathspace.co/textbooks/syllabuses/Syllabus-452/topics/Topic-8357/subtopics/Subtopic-109969/?activeTab=theory>

Angles/Symmetry and Transformation:

<https://www.bbc.co.uk/bitesize/articles/z29kg7h#zw4n8p3> and

<https://www.bbc.co.uk/bitesize/topics/zdr9wmn>

Education City - various homework tasks set up for each Maths group

Sumdog - weekly competition set up for class.

Learning across the Curriculum

Topic: STEM - Electricity and Light

What is electricity? How to use light creatively?

<https://kids.britannica.com/kids/article/energy/353100>

<https://www.bbc.co.uk/bitesize/topics/znmmn39>

Value of the month: Achieve your Goal

Ways to help you achieve your goals- <https://www.bbc.co.uk/bitesize/articles/z6th47h>

Have a look at the Heroes Collection on Epic, how did these people achieve their goal?

Visit the local library to read books on your heroes

Literacy

Spelling:

Your spelling words will be in your homework jotter and updated weekly. Choose an activity from the active spelling grid to practise your words or write a paragraph containing your words.

Reading:

Try reading a book of a different genre- sci fi, comedy, thriller, anime. Why not try to read some non-fiction texts? Compare the differences between fiction and non-fiction.

Writing:

Practise your persuasive writing. Can you write to your mum or dad to persuade them to give you more pocket money? Remember to use lots of strong persuasive language. Also remember to use evidence from reliable sources to support why they should give you more.

What is persuasive writing -

<https://www.bbc.co.uk/bitesize/articles/zsgxqfr>

<https://www.bbc.co.uk/bitesize/articles/zdpvrqt>

Optional challenge:


Ideas for writing

<https://www.bbc.co.uk/bitesize/topics/zkgcwmn>

Grammar- Using grammar correctly

<https://www.bbc.co.uk/bitesize/topics/zwpp8mn>

P4-7 Spelling Strategies




1. **Knowledge and Use of Phonics** - 'sh' 'dge' 'ie'
2. **Syllabification** - 'Jan-u-a-ry' - 4 syllables
3. **Words within Words** - cloudy - 'loud'
4. **Compound Words** - outside - 'out' + 'side' = outside
5. **Using Analogy** - fly/my/shy/cry
6. **Mnemonic** - because - big elephants can always understand small elephants
7. **Spelling Rules** - 'i' before 'e' except after 'c'
8. **Diacritical Marking Code** - 
(single sound) (joint phoneme)
(split phoneme)

P4-7 Reading Strategies

1. **Metalinguistics** - the meaning of unfamiliar words
2. **Summary** - a brief statement or account of the main points of something
3. **Inference** - literal and inferential messages from texts to find out more about the setting, main events, characters, actions/feelings and plot
4. **Visualisation** - Visualisation is creating pictures in your mind as you read using evidence from the text
5. **Prior knowledge** - refers to what a learner already knows before learning new information
6. **Main Ideas** - find the most important details from the text - read between the lines to find authors themes



Active Spelling Grid

<p><u>Silly Sentences</u></p> <p>Choose 5 of your spelling words to write a silly sentence.</p> <p>e.g. School</p> <p>I wear my pyjamas to school.</p>	<p><u>Across and Down</u></p> <p>Write all of your spelling words for today across and down.</p> <p>e.g. N o w</p> <p>o</p> <p>w</p>	<p><u>Rhyme Time</u></p> <p>Write out your spelling words. Now write out a word that rhymes with each of your spelling words.</p> <p>e.g. School - pool</p>
<p><u>Upper and Lowercase</u></p> <p>Practise writing your spelling words in upper and lower case letters.</p> <p>e.g. school - SCHOOL</p>	<p><u>Fancy Spelling</u></p> <p>Practise writing your spelling words in curly writing.</p> 	<p><u>Funny Voices</u></p> <p>Practise spelling your words out loud using one of the voices below.</p> <p>Deep voice</p> <p>Whisper voice</p> <p>Baby voice</p> <p>Opera voice</p>
<p><u>Jumping Spelling</u></p> <p>Practise spelling your words out loud. Jump as you say each letter in the word.</p> 	<p><u>Paint spelling</u></p> <p>Spread a thin layer of paint in a shallow tray or plate. Use your finger to practise spelling your words.</p> 	<p><u>Chalk spelling</u></p> <p>Use chalk to practise spelling your words. You can either do this on paper or a chalk board if you have one, or if you are allowed you can write on the ground outside.</p> 