



Monthly Homework Grid - February 2025 Primary 6

Numeracy & Mathematics

Numeracy Focus: Division

Division

Bus stop method, inverse calculations, dividing by 10, 100 and 100 & long division

Activity: Practise division sums, choose a large number and try dividing by a single digit.

Mathematic Focus : Time

How to Guides:

Bus stop method

https://www.youtube.com/watch?v=5R37L_aMNVQ

Dividing decimals by 10, 100 & 1000

<https://www.youtube.com/watch?v=aa8R5tSHEng>

Long Division

<https://www.youtube.com/watch?v=LGqBQrUYua4>

Long Division with 2 digits

https://www.youtube.com/watch?v=HdU_rf7eMTI

12hr & 24hr time

<https://www.youtube.com/watch?v=svPu5qGc8SM>

Working with seconds, minutes and hours

<https://mathspace.co/textbooks/syllabuses/Syllabus-452/topics/Topic-8357/subtopics/Subtopic-109969/?activeTab=theory>

Literacy

Spelling:

Your spelling words will be in your homework jotter and updated weekly. Choose an activity from the active spelling grid to practise your words or write a paragraph containing your words.

Reading:

Choose a personal reader from the class library or books you have at home. As you read the story think about the main themes and ideas of the book. Take a note of them in your homework jotter and try to find evidence from the book to support your answer.

Writing:

Persuasive

This term we are looking at persuasive. Could you write a letter to your parents trying to persuade them to see your point of view on something?

<https://www.bbc.co.uk/bitesize/articles/zsgxqfr>

Optional challenge:

Create a Scots poem about your town, mention things about your street and your friends within the area.

Learning across the Curriculum

Topic: Clyde in the classroom- Think about the river Clyde and the animals and fish that are found in it, use the internet to find information about those animals. Create a fact file including important information about their diet, characteristics and habitat.

Value of the Month - Achieve your goal

Ways to help you achieve your goals- <https://www.bbc.co.uk/bitesize/articles/z6th47h>

P4-7 Spelling Strategies




1. **Knowledge and Use of Phonics** - 'sh' 'dge' 'ie'
2. **Syllabification** - 'Jan-u-a-ry' - 4 syllables
3. **Words within Words** - cloudy - 'loud'
4. **Compound Words** - outside - 'out' + 'side' = outside
5. **Using Analogy** - fly/my/shy/cry
6. **Mnemonic** - because - big elephants can always understand small elephants
7. **Spelling Rules** - 'i' before 'e' except after 'c'
8. **Diacritical Marking Code** - . (single sound) __ (joint phoneme) ◡ (split phoneme)

P4-7 Reading Strategies

1. **Metalinguistics** - the meaning of unfamiliar words
2. **Summary** - a brief statement or account of the main points of something
3. **Inference** - literal and inferential messages from texts to find out more about the setting, main events, characters, actions/feelings and plot
4. **Visualisation** - Visualisation is creating pictures in your mind as you read using evidence from the text
5. **Prior knowledge** - refers to what a learner already knows before learning new information
6. **Main Ideas** - find the most important details from the text - read between the lines to find authors themes



Active Spelling Grid

<p><u>Silly Sentences</u></p> <p>Choose 5 of your spelling words to write a silly sentence.</p> <p>e.g. School</p> <p>I wear my pyjamas to school.</p>	<p><u>Across and Down</u></p> <p>Write all of your spelling words for today across and down.</p> <p>e.g. N o w</p> <p>o</p> <p>w</p>	<p><u>Rhyme Time</u></p> <p>Write out your spelling words. Now write out a word that rhymes with each of your spelling words.</p> <p>e.g. School - pool</p>
<p><u>Upper and Lowercase</u></p> <p>Practise writing your spelling words in upper and lower case letters.</p> <p>e.g. school - SCHOOL</p>	<p><u>Fancy Spelling</u></p> <p>Practise writing your spelling words in curly writing.</p> 	<p><u>Funny Voices</u></p> <p>Practise spelling your words out loud using one of the voices below.</p> <p>Deep voice</p> <p>Whisper voice</p> <p>Baby voice</p> <p>Opera voice</p>
<p><u>Jumping Spelling</u></p> <p>Practise spelling your words out loud. Jump as you say each letter in the word.</p> 	<p><u>Paint spelling</u></p> <p>Spread a thin layer of paint in a shallow tray or plate. Use your finger to practise spelling your words.</p> 	<p><u>Chalk spelling</u></p> <p>Use chalk to practise spelling your words. You can either do this on paper or a chalk board if you have one, or if you are allowed you can write on the ground outside.</p> 