



Monthly Homework Grid - February 2025 - Primary 5/6.

Numeracy & Mathematics

Numeracy Focus: *Multiplication strategies and fluency. Fractions, Decimals and Percentages. Mental and Written Division Strategies. Ordering Operations.*

Multiplication and Division: Use table facts and a variety of mental methods to work out multiplication and division calculations. Multiply and divide by 10, 100 and 1000 (some with whole numbers to 1 or decimal places). Grid method of 2 digit by 1 digit multiplication (2d by 2d for some). Apply and use the tests of divisibility, work out factor pairs and prime numbers (for some).

Fractions, Decimals and Percentages: create simple fractions up to tenths, use the terms numerator and denominator, demonstrate and recognise equivalent fractions, find a simple fraction of a quantity, convert a fraction to a decimal fraction, order and compare fractions.

Ordering Operations: Apply the correct order of operations when solving multi-step problems.

2D Shapes and 3D objects: Investigate the properties of 2D shapes including quadrilaterals, triangles and polygons and be able to use mathematical language to describe them. Investigate the nets of 3D objects. Draw 2D shapes using appropriate instruments.

How to Guides:

Grid Method of Multiplication:

<https://www.bbc.co.uk/bitesize/topics/z36tyrd/articles/z8fyhcxw#z6jcjfr>

Division Strategies:

<https://www.bbc.co.uk/bitesize/topics/z36tyrd/articles/zsqyn9q#zbnxg8>

Introduction to Fractions:

<https://www.bbc.co.uk/bitesize/topics/zhdwxnb/articles/zd8mt39#zwh8mbk>

Literacy

Spelling:

Your spelling words will be in your homework jotter and updated weekly/fortnightly. Choose an activity from the active spelling grid to practise your words or write a paragraph containing your words. Try to include adjectives, similes and detail in your writing. Remember to include your core targets.

Reading:

Choose a book or comic to read. Create a mind map or character profile about your character at the start of the story. Repeat it at the end of the story. Did the character change? Did the character learn anything? Did they display any of our school values?

Writing:

Think about your favourite animal, a topic that you are interested in or a special occasion and write an Information Report about it. Remember this should be non-fiction writing.

How to Guides:

Writing an Information Report

<https://www.bbc.co.uk/bitesize/articles/zffy92p#zqhqqfr>

Learning across the Curriculum

Topic: Term 3 - Mary Queen of Scots.

Find out about where Mary Queen of Scots lived. Research The Palace of Holyroodhouse that she stayed in. You could write an Information Report about it, design a poster, create a leaflet, brochure or PPT about it. Find out what her days were like and compare her daily routines to yours.

Value of the month: Your Goal - See It, Believe It, Achieve It.

Work with an adult to set a short-term and long-term goal. These could be goals related to school, hobbies or your daily routines. Your short term-goal could be to make your bed 5 times in a week. Your longer-term goal could be to complete homework tasks each week for a month! Set a planner or timetable for your goals.

P4-7 Spelling Strategies




1. **Knowledge and Use of Phonics** - 'sh' 'dge' 'ie'
2. **Syllabification** - 'Jan-u-a-ry' - 4 syllables
3. **Words within Words** - cloudy - 'loud'
4. **Compound Words** - outside - 'out' + 'side' = outside
5. **Using Analogy** - fly/my/shy/cry
6. **Mnemonic** - because - big elephants can always understand small elephants
7. **Spelling Rules** - 'i' before 'e' except after 'c'
8. **Diacritical Marking Code** - . (single sound) __ (joint phoneme) ◡ (split phoneme)

P4-7 Reading Strategies

1. **Metalinguistics** - the meaning of unfamiliar words
2. **Summary** - a brief statement or account of the main points of something
3. **Inference** - literal and inferential messages from texts to find out more about the setting, main events, characters, actions/feelings and plot
4. **Visualisation** - Visualisation is creating pictures in your mind as you read using evidence from the text
5. **Prior knowledge** - refers to what a learner already knows before learning new information
6. **Main Ideas** - find the most important details from the text - read between the lines to find authors themes



Active Spelling Grid

<p><u>Silly Sentences</u></p> <p>Choose 5 of your spelling words to write a silly sentence.</p> <p>e.g. School</p> <p>I wear my pyjamas to school.</p>	<p><u>Across and Down</u></p> <p>Write all of your spelling words for today across and down.</p> <p>e.g. N o w</p> <p>o</p> <p>w</p>	<p><u>Rhyme Time</u></p> <p>Write out your spelling words. Now write out a word that rhymes with each of your spelling words.</p> <p>e.g. School - pool</p>
<p><u>Upper and Lowercase</u></p> <p>Practise writing your spelling words in upper and lower case letters.</p> <p>e.g. school - SCHOOL</p>	<p><u>Fancy Spelling</u></p> <p>Practise writing your spelling words in curly writing.</p> 	<p><u>Funny Voices</u></p> <p>Practise spelling your words out loud using one of the voices below.</p> <p>Deep voice</p> <p>Whisper voice</p> <p>Baby voice</p> <p>Opera voice</p>
<p><u>Jumping Spelling</u></p> <p>Practise spelling your words out loud. Jump as you say each letter in the word.</p> 	<p><u>Paint spelling</u></p> <p>Spread a thin layer of paint in a shallow tray or plate. Use your finger to practise spelling your words.</p> 	<p><u>Chalk spelling</u></p> <p>Use chalk to practise spelling your words. You can either do this on paper or a chalk board if you have one, or if you are allowed you can write on the ground outside.</p> 