

Monthly Homework Grid - February 2025 - Early Level (Penguins)



Numeracy & Mathematics

Numeracy Focus: Addition

Activity: Study Ladder- There are activities, games and tutorial videos assigned in the addition pod. In class, we have been looking at adding one more and two more. We will move on to look at number bonds to 5 and 10.

Optional Extra: <https://www.topmarks.co.uk/addition/addition-to-10>

Mathematic Focus - Time

Activity: In the next few weeks, we will look at time passing. We will use timers to help children understand time duration. Ask your child to complete different activities within a minute (60 seconds)- star jumps, hops, etc.

Optional Extra: The class have been looking at O'clock representations on an analogue and digital clock. Try to incorporate the use of clocks into everyday routines. 'At 5 O'clock we need to leave for swimming.' Can you tell me when it is 5 O'clock?

How to Guides:

Tutorials Provided on Study Ladder for new learning in addition.

Literacy

Spelling:

Your spelling words will be in your homework jotter and updated weekly. Choose an activity from the active spelling grid to practise your words. Use your words to write a sentence.

Phonics:

Study Ladder videos, games and worksheets provided for each sound covered this month.

Reading:

Read your school reading book every night. Try to spot any familiar letters or words that we have been learning in class. **Optional Challenge:** Word hunt- Ask an adult to pick a word from your book. You have to find it and tell them the page number. **Remember to return the book to school each day.**

Writing:

We are writing with increasing independence. Ask an adult to say some cvc words and you write them down (pig, dog, cat, red, car, zip, etc). **Optional Challenge:** Ask an adult to say a simple sentence and you copy it down one word at a time. (i.e. I am a cat. The dog is red. My frog is sad.)

How to Guides:

Supporting your child with reading at home

<https://home.oxfordowl.co.uk/reading/reading-age-5-6-year-1/>

Learning across the Curriculum

Topic: Scotland

Scottish Food- Try some Scottish foods at home. Tell us which items you liked and which you did not.

Art

Can you create your own tartan? This could be with paint, paper or any materials you choose.



P1-3 Spelling Strategies

Please note - the P1 children are only beginning to learn these strategies so wont yet be familiar with them all

The strategies the children are taught are:

- **Using Phoneme Knowledge** (sounding out)
- **Syllabification** - breaking words down into syllables. The children can clap out words to identify syllables e.g. go-ing/An-drew
- **Word Shape** - Look at letter shape, size, ascending and descending letters.
- **Tricky Letters** - Looking at the position of tricky letters as an aid to spelling.
- **Compound Words** - Breaking the compound word into simple words e.g. into makes in and to.
- **Mnemonic** - using an aide memoire e.g. because - Big Elephants Can Add Up Sums Easily
- **Using Analogy** - If you know how to spell one word you can spell similar words e.g. if you can spell hill, you can spell mill, will, fill etc.

P1-3 Word Attack Strategies

Please note - the P1 children are only beginning to learn these strategies so wont yet be familiar with them all

- Look at the first letter
- Sound out the first few letters
- Break the word into syllables
- Look at the last letters
- Read the sentence again
- Look at the picture
- Look at the shape of the word







P1-3 Phoneme (sound) Methodology

*Please note - the P1 children are only beginning to learn this process so will not yet be able to do this method independently

Individuals will explore a list of words with the phoneme. They will be encouraged to say the words, make/break it, read it out loud and write the word. Children use the diagram below to support this in class.



Active Spelling Grid

<p><u>Pyramid Spelling</u> Write your words in a pyramid.</p> <p>f fr fro from</p>	<p><u>Chalk Spelling</u> Write your words on the smooth surface using chalk.</p> 	<p><u>Press-Ups</u> Do a press up for every letter in your word.</p> 
<p><u>Cheer Squad</u> Pretend you are a cheerleader and shout out your word. 'Give me a...'</p> 	<p><u>Silly Voices</u> Spell your words in a squeaky voice, villain voice or loud voice.</p> 	<p><u>Pasta</u> Make your words out of pasta shapes.</p> 
<p><u>Rainbow Spelling</u> Write your words three times. Use a different colour each time.</p> <p>said the and said the and said the and</p>	<p><u>Hopscotch Spelling</u> Make a hopscotch grid and write your words in each box. Throw a beanbag or stone onto the word. Sound out the word as you hop.</p> 	<p><u>Fancy Spelling</u> Write your words as fancy as possible.</p> 