



Monthly Homework Grid - February 2025 - Primary 3

Numeracy & Mathematics

Numeracy Focus: Division

Division strategies: Repeated subtraction, grouping, Repeated addition, Partitioning

Activity: Develop your understanding of division using the grouping strategy. We are focusing on dividing by 2, 3 and 5 in class. Using materials around the house such as dry pasta, lego or suitable resources. Can you group a quantities into groups of 2, 3 and 5. For example, Lilian has 10 chocolate buttons, and she wants to share them with a friend, how many does each person get?

Mathematic Focus : Time

Create your own watch using materials such as a paper plate, toilet roll or paper. Explore reading times on digital and analogue clocks, focusing on o'clock, half past, quarter past and quarter to.

How to Guides:

Division: Grouping Strategy

<https://www.youtube.com/watch?v=linbjLi2K5s>

O'Clock

<https://www.bbc.co.uk/bitesize/topics/zhk82hv/articles/znhp7yc>

Half Past

<https://www.bbc.co.uk/bitesize/topics/zhk82hv/articles/zmpsm39>

Quarter Past and Quarter To

<https://www.bbc.co.uk/bitesize/topics/zhk82hv/articles/zmbt2v4>

Literacy

Spelling:

Your spelling words will be in your homework jotter and updated weekly. Choose an activity from the active spelling grid to practise your words or write a paragraph containing your words.

Reading:

How much do you love to read? National Storytelling Week is from the 1st-9th February. Take time to enjoy reading and share a story with a friend or family member. What is your book about? What is you and your partner's favourite parts?

Writing:

Write a Science Fiction text. Can you use adjectives to help the reader visualise where your story takes place?

How to Guides:

Storytelling Tips

<https://www.youtube.com/watch?v=SsLTvVn-HIk>

Science Fiction Writing

<https://www.bbc.co.uk/bitesize/articles/zy3g7p3#z9hgdnb>

Adjectives

<https://www.bbc.co.uk/bitesize/articles/zy2r6yc>

Learning across the Curriculum

Topic: Planet Earth and Space

As we begin our new IDL topic Planet Earth and Space. We would love for you to get creative and make either a Space Rocket or Solar System Diorama. We would love for you all to share these with your class and display them. Could you please bring in your completed creation by Friday 28th February.

Value of the month: Achieve your Goal

It is important when focusing on the value, Achieving your Goal, to develop skills in an area of your interest. Think of something you love and find an aspect you would like to develop and improve on. Set this as a short target throughout February. For example, in Football training, develop dribbling with both feet or in gymnastics, land a forward roll standing with two feet together. At the end of the month reflect on your progress, what have you achieved?

P4-7 Spelling Strategies





1. **Knowledge and Use of Phonics** - 'sh' 'dge' 'ie'
2. **Syllabification** - 'Jan-u-a-ry' - 4 syllables
3. **Words within Words** - cloudy - 'loud'
4. **Compound Words** - outside - 'out' + 'side' = outside
5. **Using Analogy** - fly/my/shy/cry
6. **Mnemonic** - because - big elephants can always understand small elephants
7. **Spelling Rules** - 'i' before 'e' except after 'c'
8. **Diacritical Marking Code** - . (single sound) __ (joint phoneme) ◡ (split phoneme)

P4-7 Reading Strategies

1. **Metalinguistics** - the meaning of unfamiliar words
2. **Summary** - a brief statement or account of the main points of something
3. **Inference** - literal and inferential messages from texts to find out more about the setting, main events, characters, actions/feelings and plot
4. **Visualisation** - Visualisation is creating pictures in your mind as you read using evidence from the text
5. **Prior knowledge** - refers to what a learner already knows before learning new information
6. **Main Ideas** - find the most important details from the text - read between the lines to find authors themes



Active Spelling Grid

<p><u>Silly Sentences</u></p> <p>Choose 5 of your spelling words to write a silly sentence.</p> <p>e.g. School</p> <p>I wear my pyjamas to school.</p>	<p><u>Across and Down</u></p> <p>Write all of your spelling words for today across and down.</p> <p>e.g. N o w</p> <p>o</p> <p>w</p>	<p><u>Rhyme Time</u></p> <p>Write out your spelling words. Now write out a word that rhymes with each of your spelling words.</p> <p>e.g. School - pool</p>
<p><u>Upper and Lowercase</u></p> <p>Practise writing your spelling words in upper and lower case letters.</p> <p>e.g. school - SCHOOL</p>	<p><u>Fancy Spelling</u></p> <p>Practise writing your spelling words in curly writing.</p> 	<p><u>Funny Voices</u></p> <p>Practise spelling your words out loud using one of the voices below.</p> <p>Deep voice</p> <p>Whisper voice</p> <p>Baby voice</p> <p>Opera voice</p>
<p><u>Jumping Spelling</u></p> <p>Practise spelling your words out loud. Jump as you say each letter in the word.</p> 	<p><u>Paint spelling</u></p> <p>Spread a thin layer of paint in a shallow tray or plate. Use your finger to practise spelling your words.</p> 	<p><u>Chalk spelling</u></p> <p>Use chalk to practise spelling your words. You can either do this on paper or a chalk board if you have one, or if you are allowed you can write on the ground outside.</p> 

Storytelling games to play at home

Try out these storytelling games at home with a family member or friend.

Story-making with words

This is a game for creating stories out of thin air! You'll need at least two people to play. One person starts the story by making up a sentence. Each person then adds a sentence of their own to continue the story. You can also try telling the story with one word, two words or three words at a time.



Storytelling with real stories

Ask a friend or family member to tell you a story about their life. You can ask them questions like: "What was the naughtiest thing you did when you were a child?" "What is the funniest thing that's happened to you?" Then, tell the story to someone else. See if you can add in extra bits to make it more dramatic: can you add details that aren't true?

Story-making with objects

Collect 6-8 random small objects in a box or bag. You'll use these to create a story. You can use anything: a teddy, a coin, a fork. Take it in turns to take an object out, without looking and use it to make up a story together. For example, if you take out a teddy, you could say "Once upon a time there was a tiny bear who..." Then, take out another object, and use it to work out what happens next. "Once upon a time there was a tiny bear who found a shiny, gold coin. He picked it up and..." Continue until you've used all the objects!



National Storytelling Week 1st-9th February

Explore the National Literacy Trust's Storytelling games at home this week with your friends and family.