

Monthly Homework Grid - February 2025 - First Level



Numeracy & Mathematics

Numeracy Focus: Repeated addition and arrays (multiplication)

A number of pods have been created on Study ladder. This allows children the opportunity to work on arrays and begin to explore their 2, 5 and 10 times tables.

Mathematic Focus : Time

The children have coped well with O'clock and half past times. We will touch on quarter to and quarter past times on an analogue and digital clock.

https://www.sheppardsoftware.com/math/time/clock-splat-game/#google_vignette

Level 2 or level 3.

<https://firstlook.educationcity.com/content/Activity/index/25812>

How to Guides/Extra Support:

<https://www.youtube.com/watch?v=XvrPpRMsQm4> - Telling the Time (quarter past)

<https://www.youtube.com/watch?v=HKZOG1pz1I> - Telling the Time (quarter to)

<https://www.youtube.com/watch?v=613MZgTAA2g> - Arrays (multiplication)

<https://www.youtube.com/watch?v=ZpbYgpLqZno> - Repeated addition (multiplication)

Literacy

Spelling and Phonics:

Your spelling words will be in your homework jotter and updated monthly. Choose an activity from the active spelling grid to practise your words or try to write your spelling words in a sentence.

Optional Challenge: Tutorials, games and worksheets have been provided on Study Ladder for our phonemes this month.

Reading:

Pick a book of your choice. Try to write about the main event, the problem and the solution within the story. Can you pick out these important events?

Writing:

In class, we are focusing on Information reports. Research a Scottish instrument and write down some facts about it. The most famous would be the bagpipes. I would be looking for a title, 3 or 4 facts and a picture included in your report. This could be handwritten or typed.

Optional Challenge: We are beginning to look at joining our letters. Use the activities on Study ladder to go over this at home.

Learning across the Curriculum

Topic: Scotland

Scottish Food- Try some Scottish foods at home. Tell us which items you liked and which you did not.

Scots Words- ICT

Use Microsoft word or even the PicCollage app to create a Scots word dictionary. Write the Scottish words and their meanings. You could even look at adding images for an extra challenge.

Any Activities completed using ICT could be emailed to the enquires email and ask that it be passes on to the class teacher

P1-3 Spelling Strategies

The strategies the children are taught are:

- **Using Phoneme Knowledge** (sounding out)
- **Syllabification** - breaking words down into syllables. The children can clap out words to identify syllables e.g. go-ing/An-drew
- **Word Shape** - Look at letter shape, size, ascending and descending letters.
- **Tricky Letters** - Looking at the position of tricky letters as an aid to spelling.
- **Compound Words** - Breaking the compound word into simple words e.g. into makes in and to.
- **Mnemonic** - using an aide memoire e.g. because - Big Elephants Can Add Up Sums Easily
- **Using Analogy** - If you know how to spell one word you can spell similar words e.g. if you can spell hill, you can spell mill, will, fill etc.

P1-3 Word Attack Strategies

- Look at the first letter
- Sound out the first few letters
- Break the word into syllables
- Look at the last letters
- Read the sentence again
- Look at the picture
- Look at the shape of the word









P1-3 Phoneme (sound) Methodology

Individuals will explore a list of words with the phoneme. They will be encouraged to say the words, make/break it, read it out loud and write the word. Children use the diagram below to support this in class.



Active Spelling Grid

<p><u>Pyramid Spelling</u> Write your words in a pyramid.</p> <p>f fr fro from</p>	<p><u>Chalk Spelling</u> Write your words on the smooth surface using chalk.</p> 	<p><u>Press-Ups</u> Do a press up for every letter in your word.</p> 
<p><u>Cheer Squad</u> Pretend you are a cheerleader and shout out your word. 'Give me a...'</p> 	<p><u>Silly Voices</u> Spell your words in a squeaky voice, villain voice or loud voice.</p> 	<p><u>Pasta</u> Make your words out of pasta shapes.</p> 
<p><u>Rainbow Spelling</u> Write your words three times. Use a different colour each time.</p> <p>said the and said the and said the and</p>	<p><u>Hopscotch Spelling</u> Make a hopscotch grid and write your words in each box. Throw a beanbag or stone onto the word. Sound out the word as you hop.</p> 	<p><u>Fancy Spelling</u> Write your words as fancy as possible.</p> 