



Monthly Homework Grid - February 2025 - Primary 5

Numeracy & Mathematics

Numeracy Focus: Division

Mental Division Strategies: Repeated Subtraction or Sharing e.g. 12 divided by 2 = 12 - 2-2-2-2-2-2 So, 12 divided by 2 is 6.

Division linked with multiplication: Know your table facts for quick division answers:

For example: 42 divided by 7: $7 \times ? = 42$, $7 \times 6 = 42$, so 42 divided by 7 = 6

Activity: Use or draw out a 100 square. Choose a number on the square and roll a dice. Divide the number on your square by the number on your dice. E.g. 36 divided by 6. Calculate the answer. Your answers may include remainders e.g. 83 divided by 9 = 9 r2.

Extra challenge: Challenge someone in your family to a game and use counters. Who can get 4 in a row?

Mathematic Focus : 3D OBJECTS

Around your home look out for 3D objects. Make a list of them and identify what 3D object they are e.g. Water bottle = Cylinder. Challenge yourself to find more unusual 3D objects such as: triangular prism, square based pyramid. Study each object and describe their properties e.g. How many faces/edges/vertices?

Follow this link for more information: [3D shapes - KS2 Maths - BBC Bitesize](#)

Division and 3D Objects Activities on STUDYLADDER.

Literacy

Spelling: Your spelling words will be in your homework jotter and updated weekly. Choose an activity from the active spelling grid to practise your words. **Extra challenge:** Could you write a paragraph containing your words? Or ask a family member to dictate some sentences for you which contain your words?

Reading: Continue to read books of your own choosing and complete your Reading Record in your weekly homework jotter. Can you join Kilsyth Library and visit it regularly with your family or friends?

Extra challenge: summarise, visualise or find the meaning of unfamiliar words in a dictionary/online (metalinguistics)

Writing: Recount Text: Find a news item in the media which captures your attention - look on CBBC Newsround for current ideas. Take notes about: Who/what/where/when/why. Recount (rewrite) the article in your own words. Include a picture, drawing or photograph.

Learning across the Curriculum

Topic: Materials - Changes in State

Look around your home. Divide a page of your homework jotter into 2 and write at the top 2 headings: Soluble/Insoluble

With permission from an adult, look around your kitchen for powders and granules. Next, carry out a science investigation into which substances are soluble and insoluble - make sure it is a fair test. Record your results in your homework jotter e.g. drinking powder is soluble; grains of rice are insoluble.


Value of the Month: Believe in Yourself - Achieve your Goals.

Think about a challenge you could set yourself and have the confidence to complete it!

E.g. Conquer a Munro with your family; Run the couch to 5km challenge; Represent your school at something e.g. Sport/Art/Music Competition; Join a Club/Learn to play an instrument/bake a cake - anything you like really!!!

Make a step plan to show how you will achieve your goal - set your sights on the challenge - believe in yourself and achieve it!!! Good Luck!!!

P4-7 Spelling Strategies




1. **Knowledge and Use of Phonics** - 'sh' 'dge' 'ie'
2. **Syllabification** - 'Jan-u-a-ry' - 4 syllables
3. **Words within Words** - cloudy - 'loud'
4. **Compound Words** - outside - 'out' + 'side' = outside
5. **Using Analogy** - fly/my/shy/cry
6. **Mnemonic** - because - big elephants can always understand small elephants
7. **Spelling Rules** - 'i' before 'e' except after 'c'
8. LOOK - SAY - COVER - WRITE - CHECK
9. **Diacritical Marking Code**  . (single sound) __ (joint phoneme) (split phoneme)

P4-7 Reading Strategies

1. **Metalinguistics** - the meaning of unfamiliar words
2. **Summary** - a brief statement or account of the main points of something
3. **Inference** - literal and inferential messages from texts to find out more about the setting, main events, characters, actions/feelings and plot
4. **Visualisation** - Visualisation is creating pictures in your mind as you read using evidence from the text
5. **Prior knowledge** - refers to what a learner already knows before learning new information
6. **Main Ideas** - find the most important details from the text - read between the lines to find authors themes



Active Spelling Grid

<p><u>Silly Sentences</u></p> <p>Choose 5 of your spelling words to write a silly sentence.</p> <p>e.g. School</p> <p>I wear my pyjamas to school.</p>	<p><u>Across and Down</u></p> <p>Write all of your spelling words for today across and down.</p> <p>e.g. N o w</p> <p>o</p> <p>w</p>	<p><u>Rhyme Time</u></p> <p>Write out your spelling words. Now write out a word that rhymes with each of your spelling words.</p> <p>e.g. School - pool</p>
<p><u>Upper and Lowercase</u></p> <p>Practise writing your spelling words in upper and lower case letters.</p> <p>e.g. school - SCHOOL</p>	<p><u>Fancy Spelling</u></p> <p>Practise writing your spelling words in curly writing.</p> 	<p><u>Funny Voices</u></p> <p>Practise spelling your words out loud using one of the voices below.</p> <p>Deep voice</p> <p>Whisper voice</p> <p>Baby voice</p> <p>Opera voice</p>
<p><u>Jumping Spelling</u></p> <p>Practise spelling your words out loud. Jump as you say each letter in the word.</p> 	<p><u>Paint spelling</u></p> <p>Spread a thin layer of paint in a shallow tray or plate. Use your finger to practise spelling your words.</p> 	<p><u>Chalk spelling</u></p> <p>Use chalk to practise spelling your words. You can either do this on paper or a chalk board if you have one, or if you are allowed you can write on the ground outside.</p> 