



# Monthly Homework Grid - January 2025 Primary 7

## Numeracy & Mathematics

**Numeracy Focus:** Fractions and Angles/Symmetry and Transformation

**Activity:**

**Fractions:** explain the relationship between fractions, decimals and percentages. Find the percentages of a quantity and record as a decimal.

**Angles/Symmetry and Transformation:** reflex angles, revolution, draw and measure angles, calculate the size of missing angles in a shape.

**How to Guides:**

**Fractions**

<https://www.bbc.co.uk/bitesize/topics/zstbg7h> and <https://www.bbc.co.uk/teach/class-clips-video/articles/zk9ygdwx>

<https://www.youtube.com/watch?v=Ohz9aILObsw>

**Angles/Symmetry and Transformation:**

<https://www.bbc.co.uk/bitesize/articles/z29kg7h#zw4n8p3> and

<https://www.bbc.co.uk/bitesize/topics/zdr9wmn>

## Learning across the Curriculum

**Topic: STEM - Electricity and Light**

What is electricity? How to use light creatively?

<https://kids.britannica.com/kids/article/energy/353100>

<https://www.bbc.co.uk/bitesize/topics/znmmn39>

**Value of the month: Perseverance**

How can you show perseverance? <https://www.bbc.co.uk/bitesize/articles/zdm77nb>

## Literacy

**Spelling:**

Your spelling words will be in your homework jotter and updated weekly. Choose an activity from the active spelling grid to practise your words or write a paragraph containing your words. Find the definition of at least 6 of your words. Use either a dictionary or an internet search.

**Reading:**

Try reading a book of a different genre- sci fi, comedy, thriller, anime. When reading, what different punctuation can you spot? Can you use the punctuation to help you read with expression?

**Writing:**

Practise your persuasive writing. Can you write to a family member to persuade them that aliens actually exist? Remember to use lots of strong persuasive language. Also remember to use evidence from reliable sources to support why they should believe.

**Optional challenge:**

Can you use more advanced connectives in your writing - nevertheless, moreover, alternatively, furthermore, in addition.


**Ideas for writing**

<https://www.bbc.co.uk/bitesize/articles/zsvjkty#zpsng2p>

**Grammar - connectives**

<https://www.bbc.co.uk/bitesize/topics/znxjfdm>

## P4-7 Spelling Strategies

1. **Knowledge and Use of Phonics** - 'sh' 'dge' 'ie'
2. **Syllabification** - 'Jan-u-a-ry' - 4 syllables
3. **Words within Words** - cloudy - 'loud'
4. **Compound Words** - outside - 'out' + 'side' = outside
5. **Using Analogy** - fly/my/shy/cry
6. **Mnemonic** - because - big elephants can always understand small elephants
7. **Spelling Rules** - 'i' before 'e' except after 'c'
8. **Diacritical Marking Code** -   
(single sound)     (joint phoneme)      
(split phoneme)





## P4-7 Reading Strategies

1. **Metalinguistics** - the meaning of unfamiliar words
2. **Summary** - a brief statement or account of the main points of something
3. **Inference** - literal and inferential messages from texts to find out more about the setting, main events, characters, actions/feelings and plot
4. **Visualisation** - Visualisation is creating pictures in your mind as you read using evidence from the text
5. **Prior knowledge** - refers to what a learner already knows before learning new information
6. **Main Ideas** - find the most important details from the text - read between the lines to find authors themes



# Active Spelling Grid



<p style="text-align: center;"><b><u>Silly Sentences</u></b></p> <p>Choose 5 of your spelling words to write a silly sentence.</p> <p style="text-align: center;">e.g. School</p> <p style="text-align: center;">I wear my pyjamas to school.</p>	<p style="text-align: center;"><b><u>Across and Down</u></b></p> <p>Write all of your spelling words for today across and down.</p> <p style="text-align: center;">e.g. N o w</p> <p style="text-align: center;">o</p> <p style="text-align: center;">w</p>	<p style="text-align: center;"><b><u>Rhyme Time</u></b></p> <p>Write out your spelling words. Now write out a word that rhymes with each of your spelling words.</p> <p style="text-align: center;">e.g. School - pool</p>
<p style="text-align: center;"><b><u>Upper and Lowercase</u></b></p> <p>Practise writing your spelling words in upper and lower case letters.</p> <p style="text-align: center;">e.g. school - SCHOOL</p>	<p style="text-align: center;"><b><u>Fancy Spelling</u></b></p> <p>Practise writing your spelling words in curly writing.</p> <div style="text-align: center;"></div>	<p style="text-align: center;"><b><u>Funny Voices</u></b></p> <p>Practise spelling your words out loud using one of the voices below.</p> <p style="text-align: center;">Deep voice</p> <p style="text-align: center;">Whisper voice</p> <p style="text-align: center;">Baby voice</p> <p style="text-align: center;">Opera voice</p>
<p style="text-align: center;"><b><u>Jumping Spelling</u></b></p> <p>Practise spelling your words out loud. Jump as you say each letter in the word.</p> <div style="text-align: center;"></div>	<p style="text-align: center;"><b><u>Paint spelling</u></b></p> <p>Spread a thin layer of paint in a shallow tray or plate. Use your finger to practise spelling your words.</p> <div style="text-align: center;"></div>	<p style="text-align: center;"><b><u>Chalk spelling</u></b></p> <p>Use chalk to practise spelling your words. You can either do this on paper or a chalk board if you have one, or if you are allowed you can write on the ground outside.</p> <div style="text-align: center;"></div>