



Monthly Homework Grid - January 2025 Primary 6

Numeracy & Mathematics

Numeracy Focus: Multiplication

Multiplication:

Grid method, inverse calculations, multiplying by 10,100,100 & partitioning

Activity: Practise inverse calculations. $4 \times 5 = 20$ $20/4 = 5$

Mathematic Focus : Time- durations of time and reading time off of analogue and digital clocks.

How to Guides:

Grid method

<https://youtu.be/rQFdBKAxUuM>

Grid method larger numbers

<https://youtu.be/n3q3XzzIGSY>

Partitioning

<https://youtu.be/CDRFmLSke7w>

Multiplying by 10,100 & 1000

https://youtu.be/RssSPp_3YTc

Time

<https://www.bbc.co.uk/bitesize/topics/zkfyedm>

Literacy

Spelling:

Your spelling words will be in your homework jotter and updated weekly. Choose an activity from the active spelling grid to practise your words or write a paragraph containing your words.

Reading:

Try to look at the author's use of language. What clues are they leaving you about each character? Remember each word has been carefully chosen, could you rewrite a passage but ensure the same meaning comes across?

Writing:

Optional challenge:

Ideas for writing

Poetry

<https://www.bbc.co.uk/bitesize/articles/zwcgf82>

Figurative language in Poetry

<https://www.bbc.co.uk/bitesize/articles/z6n6dp3#zsysrmn>

Scots Language

<http://scotsinschools.co.uk/read.html>

Learning across the Curriculum

Topic: Clyde in the Classroom

Research the Clyde River and find out about some of the animals that can be found there. What kind of habitats do they live in? What food do they eat? Are they native to the area or are they an invasive species?

Value of the Month -Perseverance

Ways to develop perseverance - <https://mentalhealthcenterkids.com/blogs/articles/perseverance-activities-for-kids>

P4-7 Spelling Strategies




1. **Knowledge and Use of Phonics** - 'sh' 'dge' 'ie'
2. **Syllabification** - 'Jan-u-a-ry' - 4 syllables
3. **Words within Words** - cloudy - 'loud'
4. **Compound Words** - outside - 'out' + 'side' = outside
5. **Using Analogy** - fly/my/shy/cry
6. **Mnemonic** - because - big elephants can always understand small elephants
7. **Spelling Rules** - 'i' before 'e' except after 'c'
8. **Diacritical Marking Code** - . (single sound) __ (joint phoneme) ◡ (split phoneme)

P4-7 Reading Strategies

1. **Metalinguistics** - the meaning of unfamiliar words
2. **Summary** - a brief statement or account of the main points of something
3. **Inference** - literal and inferential messages from texts to find out more about the setting, main events, characters, actions/feelings and plot
4. **Visualisation** - Visualisation is creating pictures in your mind as you read using evidence from the text
5. **Prior knowledge** - refers to what a learner already knows before learning new information
6. **Main Ideas** - find the most important details from the text - read between the lines to find authors themes



Active Spelling Grid

<p><u>Silly Sentences</u></p> <p>Choose 5 of your spelling words to write a silly sentence.</p> <p>e.g. School</p> <p>I wear my pyjamas to school.</p>	<p><u>Across and Down</u></p> <p>Write all of your spelling words for today across and down.</p> <p>e.g. N o w</p> <p>o</p> <p>w</p>	<p><u>Rhyme Time</u></p> <p>Write out your spelling words. Now write out a word that rhymes with each of your spelling words.</p> <p>e.g. School - pool</p>
<p><u>Upper and Lowercase</u></p> <p>Practise writing your spelling words in upper and lower case letters.</p> <p>e.g. school - SCHOOL</p>	<p><u>Fancy Spelling</u></p> <p>Practise writing your spelling words in curly writing.</p> 	<p><u>Funny Voices</u></p> <p>Practise spelling your words out loud using one of the voices below.</p> <p>Deep voice</p> <p>Whisper voice</p> <p>Baby voice</p> <p>Opera voice</p>
<p><u>Jumping Spelling</u></p> <p>Practise spelling your words out loud. Jump as you say each letter in the word.</p> 	<p><u>Paint spelling</u></p> <p>Spread a thin layer of paint in a shallow tray or plate. Use your finger to practise spelling your words.</p> 	<p><u>Chalk spelling</u></p> <p>Use chalk to practise spelling your words. You can either do this on paper or a chalk board if you have one, or if you are allowed you can write on the ground outside.</p> 