



Monthly Homework Grid - January 2025 - Primary 5/6.

Numeracy & Mathematics

Numeracy Focus: *Addition and Subtraction Multiples of 10. Multiplication strategies and fluency. Number patterns. Fractions, Decimals and Percentages.*

Addition and Subtraction: Add and subtract multiples of 10, 100 and 1000 to and from whole numbers (and to decimal fractions for some). Apply knowledge of inverse operations. Solve two step problems.

Multiplication: Apply strategies to determine multiplication facts: repeated addition, arrays, groupings and multiplication facts. Multiply and divide whole numbers by 10, 100 and 1000 for some. Multiply decimal fractions by 10, 100 and 1000. Identify multiples and common factors.

Fractions, Decimals and Percentages: create simple fractions up to tenths, use the terms numerator and denominator, demonstrate and recognise equivalent fractions, find a simple fraction of a quantity, convert a fraction to a decimal fraction, order and compare common fractions

How to Guides:

Multiplying by 10, 100 and 1000:

<https://www.bbc.co.uk/teach/class-clips-video/articles/z3284xs>

Times Tables:

<https://www.bbc.co.uk/bitesize/articles/z97rdnb#zmsqtcw>

Using Arrays:

<https://www.bbc.co.uk/teach/class-clips-video/articles/zrks382>

Introduction to Fractions:

<https://www.bbc.co.uk/bitesize/topics/zhdwxnb/articles/zd8mt39#zwh8mbk>

Literacy

Spelling:

Your spelling words will be in your homework jotter and updated weekly/fortnightly. Choose an activity from the active spelling grid to practise your words or write a paragraph containing your words. Try to include adjectives, similes and detail in your writing. Remember to include your core targets.

Reading:

Read a non-fiction book about a topic that you are interested in. Practise taking notes on the important parts and use your notes to create a PPT or poster about what you have learned.

Writing:

Write a story about a mischievous snowman. Include dialogue and your character's thoughts and feelings.

How to Guides: Diacritical Marking

<https://www.youtube.com/watch?v=8y1-QFjT5yc>

Learning across the Curriculum

Topic: Term 3 - Mary Queen of Scots.

Find out about the Tudor times. Research what they ate, what they wore and any important people from that time.

Value of the month: Perseverance

Find out about someone that has displayed this value and create a poster, a PPT or in an Information Report about them. It could be a footballer, a scientist, an artist or someone in your family!

P4-7 Spelling Strategies




1. **Knowledge and Use of Phonics** - 'sh' 'dge' 'ie'
2. **Syllabification** - 'Jan-u-a-ry' - 4 syllables
3. **Words within Words** - cloudy - 'loud'
4. **Compound Words** - outside - 'out' + 'side' = outside
5. **Using Analogy** - fly/my/shy/cry
6. **Mnemonic** - because - big elephants can always understand small elephants
7. **Spelling Rules** - 'i' before 'e' except after 'c'
8. **Diacritical Marking Code** - . (single sound) __ (joint phoneme) ◡ (split phoneme)

P4-7 Reading Strategies

1. **Metalinguistics** - the meaning of unfamiliar words
2. **Summary** - a brief statement or account of the main points of something
3. **Inference** - literal and inferential messages from texts to find out more about the setting, main events, characters, actions/feelings and plot
4. **Visualisation** - Visualisation is creating pictures in your mind as you read using evidence from the text
5. **Prior knowledge** - refers to what a learner already knows before learning new information
6. **Main Ideas** - find the most important details from the text - read between the lines to find authors themes



Active Spelling Grid

<p><u>Silly Sentences</u></p> <p>Choose 5 of your spelling words to write a silly sentence.</p> <p>e.g. School</p> <p>I wear my pyjamas to school.</p>	<p><u>Across and Down</u></p> <p>Write all of your spelling words for today across and down.</p> <p>e.g. N o w</p> <p>o</p> <p>w</p>	<p><u>Rhyme Time</u></p> <p>Write out your spelling words. Now write out a word that rhymes with each of your spelling words.</p> <p>e.g. School - pool</p>
<p><u>Upper and Lowercase</u></p> <p>Practise writing your spelling words in upper and lower case letters.</p> <p>e.g. school - SCHOOL</p>	<p><u>Fancy Spelling</u></p> <p>Practise writing your spelling words in curly writing.</p> 	<p><u>Funny Voices</u></p> <p>Practise spelling your words out loud using one of the voices below.</p> <p>Deep voice</p> <p>Whisper voice</p> <p>Baby voice</p> <p>Opera voice</p>
<p><u>Jumping Spelling</u></p> <p>Practise spelling your words out loud. Jump as you say each letter in the word.</p> 	<p><u>Paint spelling</u></p> <p>Spread a thin layer of paint in a shallow tray or plate. Use your finger to practise spelling your words.</p> 	<p><u>Chalk spelling</u></p> <p>Use chalk to practise spelling your words. You can either do this on paper or a chalk board if you have one, or if you are allowed you can write on the ground outside.</p> 