



Monthly Homework Grid - January 2025 - Primary 5

Numeracy & Mathematics

Numeracy Focus: Multiplication

Mental Multiplication Strategies: related facts e.g. $7 \times 3 =$; $70 \times 3 =$; $7 \times 30 =$; $70 \times 30 =$; 7×300 etc

Multiplication: Learn and practise your table facts - look for tables that link together e.g. 2×4 \times 8 \times 16 ; 3×6 \times 12 \times 24 ; 5×10 \times 20 ; Learn $7 \times$, $9 \times$, $11 \times$.

Activity: Write out your table facts and memorise them; use dice and practise quick facts

Extra challenge: Try multiplying with multiples of 10/100/1000 (see related facts)

***SELF-CORRECT any work you do using a calculator.**

Multiplication Games: [Times tables games - Timestables.co.uk](https://www.timestables.co.uk/);

Mathematic Focus : Measure: Area

Look for square and rectangular areas in your home. Measure the length and the breadth using a measuring tape. Use the formula: Area = length \times breadth to calculate the area. Remember to record your answers in centimetres squared. (cm²)

Follow this link for more information: [How to work out an area - BBC Bitesize](https://www.bbc.com/bitesize/primary/5/revision/1/1)

Consolidate your learning in Numeracy & Maths with: Studyladder Learning Pods.

Literacy

Spelling: Your spelling words will be in your homework jotter and updated weekly. Choose an activity from the active spelling grid to practise your words. **Extra challenge:** Could you write a paragraph containing your words? Or ask a family member to dictate some sentences for you which contain your words?

Reading: Continue to read books of your own choosing and complete your Reading Record in your weekly homework jotter.

Extra challenge: summarise, visualise or find the meaning of unfamiliar words in a dictionary/online (metalinguistics)

Talking and Listening:

Burns Poetry: Learn the poem: A Dug! A Dug!

Practise reciting it and think about where to add emphasis, expression and actions.

You could record yourself and look for areas to improve.

Have confidence to enter the Poetry Competition.

Learning across the Curriculum

Topic: Materials - Changes in State

Look around your home. Divide a page of your homework jotter into 2 and write at the top 2 headings: Reversible and Irreversible.


Look around your kitchen and home. Can you find 5 items to put in each list e.g. chocolate can be melted (changed into a liquid) but once cooled it changes back into a solid. So chocolate is a material where the change of state is reversible. However, sugar once dissolved in tea cannot change back into sugar, so this material is irreversible.

Preserving Scottish Culture: Proud to be Scottish

As our nation celebrates Robert Burns this month on 25 January 2025, choose an activity/activities from below to celebrate the life of our National Bard:

- Research and make a fact file about Robert Burns.
- Write a Scottish poem of your own using Scots Language.
- Draw a portrait of Robert Burns and include some drawings from his most famous poems e.g. To a Mouse, To a Haggis
- Read Tam O'Shanter - could you make a summary of the story and illustrate it?
- Host a Burns Supper with your family - research the traditions and include them in your evening.

P4-7 Spelling Strategies




1. **Knowledge and Use of Phonics** - 'sh' 'dge' 'ie'
2. **Syllabification** - 'Jan-u-a-ry' - 4 syllables
3. **Words within Words** - cloudy - 'loud'
4. **Compound Words** - outside - 'out' + 'side' = outside
5. **Using Analogy** - fly/my/shy/cry
6. **Mnemonic** - because - big elephants can always understand small elephants
7. **Spelling Rules** - 'i' before 'e' except after 'c'
8. LOOK - SAY - COVER - WRITE - CHECK
9. **Diacritical Marking Code**  . (single sound) __ (joint phoneme) (split phoneme)

P4-7 Reading Strategies

1. **Metalinguistics** - the meaning of unfamiliar words
2. **Summary** - a brief statement or account of the main points of something
3. **Inference** - literal and inferential messages from texts to find out more about the setting, main events, characters, actions/feelings and plot
4. **Visualisation** - Visualisation is creating pictures in your mind as you read using evidence from the text
5. **Prior knowledge** - refers to what a learner already knows before learning new information
6. **Main Ideas** - find the most important details from the text - read between the lines to find authors themes



Active Spelling Grid

<p><u>Silly Sentences</u></p> <p>Choose 5 of your spelling words to write a silly sentence.</p> <p>e.g. School</p> <p>I wear my pyjamas to school.</p>	<p><u>Across and Down</u></p> <p>Write all of your spelling words for today across and down.</p> <p>e.g. N o w</p> <p>o</p> <p>w</p>	<p><u>Rhyme Time</u></p> <p>Write out your spelling words. Now write out a word that rhymes with each of your spelling words.</p> <p>e.g. School - pool</p>
<p><u>Upper and Lowercase</u></p> <p>Practise writing your spelling words in upper and lower case letters.</p> <p>e.g. school - SCHOOL</p>	<p><u>Fancy Spelling</u></p> <p>Practise writing your spelling words in curly writing.</p> 	<p><u>Funny Voices</u></p> <p>Practise spelling your words out loud using one of the voices below.</p> <p>Deep voice</p> <p>Whisper voice</p> <p>Baby voice</p> <p>Opera voice</p>
<p><u>Jumping Spelling</u></p> <p>Practise spelling your words out loud. Jump as you say each letter in the word.</p> 	<p><u>Paint spelling</u></p> <p>Spread a thin layer of paint in a shallow tray or plate. Use your finger to practise spelling your words.</p> 	<p><u>Chalk spelling</u></p> <p>Use chalk to practise spelling your words. You can either do this on paper or a chalk board if you have one, or if you are allowed you can write on the ground outside.</p> 