

# Monthly Homework Grid - January 2025 - Primary 4



## Numeracy & Mathematics

**Numeracy Focus:** Multiplication

Multiplication strategies: Arrays, Equal Groups, Column multiplication, Repeated addition, Number line

**Activity:** Work on your mental recall of your 2,3,4,5,6 & 10 times tables. You can do this by writing your tables out using a strategy of choice. Get an adult to challenge you at home.

**Extra challenge:** Can you multiply a 2 digit number by a 1 digit number.

**Mathematics Focus:** Fractions

**Activity:** Using your knowledge of shape, think about the 2D shapes we know. Split your shapes into  $\frac{1}{2}$ 's  $\frac{1}{4}$ 's  $\frac{3}{4}$ 's to refresh your knowledge.

**Extra challenge:**

If you are finding this simple take a variety of even numbers and divide by 2 or 4.

Arrays

<https://www.bbc.co.uk/bitesize/articles/z3tvcj6>

Repeated Addition

<https://www.bbc.co.uk/bitesize/articles/znbwhbk#:~:text=3%20times%20something%20is%20the,things%20that%20number%20of%20times.>

Equal Groups

<https://www.youtube.com/watch?v=gzFbUZ8VjEg>

## Literacy

**Spelling:**

Your spelling words will be in your homework jotter and updated weekly. Choose an activity from the active spelling grid to practise your words or write a paragraph containing your words.

**Reading:**

Read a book of your choice and can you identify tricky words (**metalinguistics**) and research the dictionary definition?

**Writing:**

Can you write instructions on how to play your favourite game? Write as though you are teaching an alien how to play it for the first time ever. Be specific!

**Optional challenge:** include your spelling words

How to Guides:

Diacritical Marking

<https://www.youtube.com/watch?v=8y1-QFjT5yc>

## Learning across the Curriculum

**Scotland (Mini Topic)**

Scotland Tourist industry - make an informative, eye catching poster to encourage visitors to come to Scotland. Advertise landmarks such as Edinburgh castle, Arria, transport museum.

**Study Ladder:** Login and complete the challenges

**Value of the month: Perseverance**

Can you write about a time you showed Perseverance? It might have been a time in school or maybe you worked hard on something out with school.

## P4-7 Spelling Strategies




1. **Knowledge and Use of Phonics** - 'sh' 'dge' 'ie'
2. **Syllabification** - 'Jan-u-a-ry' - 4 syllables
3. **Words within Words** - cloudy - 'loud'
4. **Compound Words** - outside - 'out' + 'side' = outside
5. **Using Analogy** - fly/my/shy/cry
6. **Mnemonic** - because - big elephants can always understand small elephants
7. **Spelling Rules** - 'i' before 'e' except after 'c'
8. **Diacritical Marking Code** - . (single sound) \_\_ (joint phoneme) ◡ (split phoneme)

## P4-7 Reading Strategies

1. **Metalinguistics** - the meaning of unfamiliar words
2. **Summary** - a brief statement or account of the main points of something
3. **Inference** - literal and inferential messages from texts to find out more about the setting, main events, characters, actions/feelings and plot
4. **Visualisation** - Visualisation is creating pictures in your mind as you read using evidence from the text
5. **Prior knowledge** - refers to what a learner already knows before learning new information
6. **Main Ideas** - find the most important details from the text - read between the lines to find authors themes



# Active Spelling Grid

<p><b><u>Silly Sentences</u></b></p> <p>Choose 5 of your spelling words to write a silly sentence.</p> <p>e.g. School</p> <p>I wear my pyjamas to school.</p>	<p><b><u>Across and Down</u></b></p> <p>Write all of your spelling words for today across and down.</p> <p>e.g. N o w</p> <p>o</p> <p>w</p>	<p><b><u>Rhyme Time</u></b></p> <p>Write out your spelling words. Now write out a word that rhymes with each of your spelling words.</p> <p>e.g. School - pool</p>
<p><b><u>Upper and Lowercase</u></b></p> <p>Practise writing your spelling words in upper and lower case letters.</p> <p>e.g. school - SCHOOL</p>	<p><b><u>Fancy Spelling</u></b></p> <p>Practise writing your spelling words in curly writing.</p> 	<p><b><u>Funny Voices</u></b></p> <p>Practise spelling your words out loud using one of the voices below.</p> <p>Deep voice</p> <p>Whisper voice</p> <p>Baby voice</p> <p>Opera voice</p>
<p><b><u>Jumping Spelling</u></b></p> <p>Practise spelling your words out loud. Jump as you say each letter in the word.</p> 	<p><b><u>Paint spelling</u></b></p> <p>Spread a thin layer of paint in a shallow tray or plate. Use your finger to practise spelling your words.</p> 	<p><b><u>Chalk spelling</u></b></p> <p>Use chalk to practise spelling your words. You can either do this on paper or a chalk board if you have one, or if you are allowed you can write on the ground outside.</p> 