



# Monthly Homework Grid - January 2025 - Primary 3

## Numeracy & Mathematics

**Numeracy Focus:** Multiplication

**Activity:** Use materials at home such as a muffin tin, ice cube tray or connect 4 and make arrays with pom poms, stones or peas.

**Mathematic Focus :** Symmetry

Go on a 2D shape hunt! Can you identify how many lines of symmetry are in each shape? For an

**extra challenge:** Find shapes with more than 4 lines of symmetry.

**Symmetry Definition:** Symmetry is when an object looks the exact same on one side as the other. It is a mirror image.

**How to Guides:**

**Multiplication Arrays**

<https://www.youtube.com/watch?v=XOyOVDmJUdo>

**Symmetry**

<https://www.bbc.co.uk/bitesize/articles/z8t72p3>

## Literacy

**Spelling:**

Your spelling words will be in your homework jotter and updated weekly. Choose an activity from the active spelling grid to practise your words or write sentences containing your words.

**Reading:**

Read a non-fiction text on a topic of your choice. Discuss with an adult the features of the book. What is the contents page, index and glossary?

**Writing:**

As we explore Space, write a narrative story set in space. Make sure to use adjectives to help the reader visualise the setting.

**Optional challenge:** include your spelling words

**How to Guides:**

Non-Fiction Texts Features

<https://www.youtube.com/watch?v=GQ03w1Igolc>

## Learning across the Curriculum

**Topic:** Space

As we begin our new topic, Space. Take the opportunities when outside or looking out the window to look into the sky. Keep a diary of what you see and when? Do you see any stars? Are there any constellations? What do you notice about the moon?

**Value of the Month:** Perseverance

Take time to consider the value perseverance, can you think of a time at home, when you have demonstrated perseverance? Try learning a new skill at home, such as learning to cook a meal, help with a chore. How did you find it? Did you demonstrate perseverance?

## P4-7 Spelling Strategies





1. **Knowledge and Use of Phonics** - 'sh' 'dge' 'ie'
2. **Syllabification** - 'Jan-u-a-ry' - 4 syllables
3. **Words within Words** - cloudy - 'loud'
4. **Compound Words** - outside - 'out' + 'side' = outside
5. **Using Analogy** - fly/my/shy/cry
6. **Mnemonic** - because - big elephants can always understand small elephants
7. **Spelling Rules** - 'i' before 'e' except after 'c'
8. **Diacritical Marking Code** - . (single sound) \_\_ (joint phoneme) ◡ (split phoneme)

## P4-7 Reading Strategies

1. **Metalinguistics** - the meaning of unfamiliar words
2. **Summary** - a brief statement or account of the main points of something
3. **Inference** - literal and inferential messages from texts to find out more about the setting, main events, characters, actions/feelings and plot
4. **Visualisation** - Visualisation is creating pictures in your mind as you read using evidence from the text
5. **Prior knowledge** - refers to what a learner already knows before learning new information
6. **Main Ideas** - find the most important details from the text - read between the lines to find authors themes



# Active Spelling Grid

<p><u>Lego</u></p> <p>Use <u>lego</u> or bricks to build your spelling words.</p> 	<p><u>3 times</u></p> <p>Write your spelling words 3 times</p>	<p><u>Spelling Scribble</u></p> <p>Draw a large scribble on your page. Write your words within the gaps.</p> 
<p><u>Bubble Spelling</u></p> <p>Write your words in bubble writing</p> 	<p><u>Outdoor</u></p> <p>When out exploring can you use materials from outdoors to spell your words.</p> 	<p><u>Backwards</u></p> <p>Write your words once normally and then backwards</p> <p>dog    god cat    tac</p>
<p><u>Star Jumps</u></p> <p>Spell your words aloud as you star jump - one jump for each letter</p>	<p><u>Type them out!</u></p> <p>Use a digital device to type your spelling words out.</p>	<p><u>Pipe Cleaner/ Straws</u></p> <p>Use pipe cleaners or straws to create your spelling words</p> 