

# Monthly Homework Grid - January 2025 - First Level



## Numeracy & Mathematics

**Numeracy Focus:** Adding 10 to a 2-digit number (Study Ladder). Logins have been issued. There are tutorials, videos and activities to be completed.

**Mathematic Focus :** Time

We are looking at a variety of aspects of time in class- reading calendars, months, days and seasons. We will also introduce reading half past and o'clock times on analogue and digital clocks. Ask children to identify times on clocks at home. They can also try

<https://firstlook.educationcity.com/content/Activity/index/25812>

**How to Guides/Extra Support:**

<https://www.bbc.co.uk/bitesize/articles/zs6tjsg> - Telling the Time

## Literacy

**Spelling:**

Your spelling words will be in your homework jotter and updated monthly. Choose an activity from the active spelling grid to practise your words or try to write your spelling words in a sentence.

**Reading:**

Read a book of your choice and try to write about your favourite character in the book. Can you tell me why they are your favourite?

**Optional Challenge:** Find a book at home or borrow one from the library. Compare this story with your class reading book. What is the same? What is different?

**Writing:**

In class, we are focusing on Information reports. Pick an animal or country and find out some facts about this. These facts could be in a video, in a book or on the internet. Write down 3 important facts as part of your research.

## Learning across the Curriculum

**Topic: Scotland**

<https://www.bbc.co.uk/bitesize/topics/znsb87h/watch/zwbxvcw>

Have a look at this video. This pupil lives on a Scottish Island. How do they get to school? How would you get to school?

**Perseverance**

Our value of the month is Perseverance. This means you try and try again when things are tricky. Identify something you find tricky and keep working on it. This could be spelling words, counting to 100, doing a forward roll, making a sandwich...anything at all!

## P1-3 Spelling Strategies

The strategies the children are taught are:

- **Using Phoneme Knowledge** (sounding out)
- **Syllabification** - breaking words down into syllables. The children can clap out words to identify syllables e.g. go-ing/An-drew
- **Word Shape** - Look at letter shape, size, ascending and descending letters.
- **Tricky Letters** - Looking at the position of tricky letters as an aid to spelling.
- **Compound Words** - Breaking the compound word into simple words e.g. into makes in and to.
- **Mnemonic** - using an aide memoire e.g. because - Big Elephants Can Add Up Sums Easily
- **Using Analogy** - If you know how to spell one word you can spell similar words e.g. if you can spell hill, you can spell mill, will, fill etc.

## P1-3 Word Attack Strategies

- Look at the first letter
- Sound out the first few letters
- Break the word into syllables
- Look at the last letters
- Read the sentence again
- Look at the picture
- Look at the shape of the word









## P1-3 Phoneme (sound) Methodology

Individuals will explore a list of words with the phoneme. They will be encouraged to say the words, make/break it, read it out loud and write the word. Children use the diagram below to support this in class.



# Active Spelling Grid

<p><u>Pyramid Spelling</u> Write your words in a pyramid.</p> <p>f fr fro from</p>	<p><u>Chalk Spelling</u> Write your words on the smooth surface using chalk.</p> 	<p><u>Press-Ups</u> Do a press up for every letter in your word.</p> 
<p><u>Cheer Squad</u> Pretend you are a cheerleader and shout out your word. 'Give me a...'</p> 	<p><u>Silly Voices</u> Spell your words in a squeaky voice, villain voice or loud voice.</p> 	<p><u>Pasta</u> Make your words out of pasta shapes.</p> 
<p><u>Rainbow Spelling</u> Write your words three times. Use a different colour each time.</p> <p>said the and said the and said the and</p>	<p><u>Hopscotch Spelling</u> Make a hopscotch grid and write your words in each box. Throw a beanbag or stone onto the word. Sound out the word as you hop.</p> 	<p><u>Fancy Spelling</u> Write your words as fancy as possible.</p> 