



Monthly Homework Grid - January 2025 - Primary 1

Numeracy & Mathematics

Numeracy Focus: Numbers to 20

Activity: Practise counting objects from around your house. Practise writing your answer. Make sure that your numbers are facing the correct way. For an **extra challenge** try to bundle your numbers into tens and ones. E.g. 15 is one group of 10 and 5 ones.

Optional Extra: <https://www.topmarks.co.uk/learning-to-count/helicopter-rescue>
<https://www.bbc.co.uk/games/embed/education-ivor-starting-school?exitGameUrl=https%3A%2F%2Fbbc.co.uk%2Fbitesize%2Farticles%2Fzd4b382>

Mathematic Focus - Days of the Week/Months of the year/Seasons

Activity: Can you draw a picture of yourself in each of the four seasons? Remember to include the different clothes that you would wear for each one.

How to Guides:

Partitioning numbers into tens and ones (the beginning of the video is helpful to begin partitioning - The numbers get quite challenging after the first example)

<https://www.youtube.com/watch?v=3XqFx3V3uCQ>

Months of the year song

<https://www.youtube.com/watch?v=Fe9bnYRzFvk>

Literacy

Spelling:

Your spelling words will be in your homework jotter and updated weekly. Choose an activity from the active spelling grid to practise your words. Use your words to write a sentence.

Reading:

Read your school reading book every night. Try to spot any familiar letters or words that we have been learning in class.

Remember to return the book to school each day

Writing:

Write your sounds and words in your homework jotter. Make sure you are forming the letters correctly. Try to over write them and practise some on your own. Can you use your words in a sentence?

How to Guides:

Supporting your child with reading at home

<https://home.oxfordowl.co.uk/reading/reading-age-5-6-year-1/>

Supporting your child with writing at home

<https://home.oxfordowl.co.uk/english/primary-handwriting/handwriting-year-1-age-5-6/>

Learning across the Curriculum

Topic: Scotland

We are learning a Scottish poem to link with Robert Burns night. This year Primary 1a are learning 'My Wee Doggie' and Primary 1b are learning 'The wee rid motor'

Health and Wellbeing: Developing our independence.

As the weather is much colder can you practise putting on your jacket and zipping it up? Can you practise putting on your gloves, hat and scarf?



P1-3 Spelling Strategies

Please note - the P1 children are only beginning to learn these strategies so wont yet be familiar with them all

The strategies the children are taught are:

- **Using Phoneme Knowledge** (sounding out)
- **Syllabification** - breaking words down into syllables. The children can clap out words to identify syllables e.g. go-ing/An-drew
- **Word Shape** - Look at letter shape, size, ascending and descending letters.
- **Tricky Letters** - Looking at the position of tricky letters as an aid to spelling.
- **Compound Words** - Breaking the compound word into simple words e.g. into makes in and to.
- **Mnemonic** - using an aide memoire e.g. because - Big Elephants Can Add Up Sums Easily
- **Using Analogy** - If you know how to spell one word you can spell similar words e.g. if you can spell hill, you can spell mill, will, fill etc.

P1-3 Word Attack Strategies

Please note - the P1 children are only beginning to learn these strategies so wont yet be familiar with them all

- Look at the first letter
- Sound out the first few letters
- Break the word into syllables
- Look at the last letters
- Read the sentence again
- Look at the picture
- Look at the shape of the word








P1-3 Phoneme (sound) Methodology

*Please note - the P1 children are only beginning to learn this process so will not yet be able to do this method independently

Individuals will explore a list of words with the phoneme. They will be encouraged to say the words, make/break it, read it out loud and write the word. Children use the diagram below to support this in class.



Active Spelling Grid

<p><u>Pyramid Spelling</u> Write your words in a pyramid.</p> <p>f fr fro from</p>	<p><u>Chalk Spelling</u> Write your words on the smooth surface using chalk.</p> 	<p><u>Press-Ups</u> Do a press up for every letter in your word.</p> 
<p><u>Cheer Squad</u> Pretend you are a cheerleader and shout out your word. 'Give me a...'</p> 	<p><u>Silly Voices</u> Spell your words in a squeaky voice, villain voice or loud voice.</p> 	<p><u>Pasta</u> Make your words out of pasta shapes.</p> 
<p><u>Rainbow Spelling</u> Write your words three times. Use a different colour each time.</p> <p>said the and said the and said the and</p>	<p><u>Hopscotch Spelling</u> Make a hopscotch grid and write your words in each box. Throw a beanbag or stone onto the word. Sound out the word as you hop.</p> 	<p><u>Fancy Spelling</u> Write your words as fancy as possible.</p> 

P1a Poem

My Wee Doggie by JK Annand

My wee doggie does lots of tricks,
Fetches the paper,
Brings back sticks.
Chases aw the craws,
That steal the hen's feed,
Lowps through a gird,
kids he's deid.
Sits on his hunkers,
Gies a paw,
Then he gets
a bane to gnaw.

P1b Poem

The Wee Rid Motor by Sandy Thomas
Ross

In my wee rid motor
I can gang for miles
Up an doon the gairden
Through the lobby whiles.

Mony a bigger motor
Gangs tae toons afaur
Nane can gang whaur I gang
In my wee rid caur