

Monthly Homework Grid - November 2024 - First Level



Numeracy & Mathematics

Numeracy Focus: Numbers up to 100.

Create a list of numbers up to 100. Now try to write the number that comes before and after those numbers. This task could also be completed verbally.

76 77 78
34 35 36

Mathematic Focus : Patterns

In school we are beginning to explore rhythm, shape and number patterns. We are beginning to identify and create types of patterns. Can you use objects at home to make an AB pattern. (black, yellow, black, yellow)

Optional Challenge: Try the 'simple sequences' section of **Caterpillar Ordering**. This explores number patterns. The children are beginning to explore counting in 2s, 5s and 10s.

<https://www.topmarks.co.uk/ordering-and-sequencing/caterpillar-ordering>

How to Guides/Extra Support:

Counting on and Counting back

<https://www.youtube.com/watch?v=YnDEVpblqek>

Types of Patterns

<https://www.youtube.com/watch?v=jMsTvH6gTGk>

Literacy

Spelling:

Your spelling words will be in your homework jotter and updated monthly. Choose an activity from the active spelling grid to practise your words or try to write your spelling words in a sentence.

Reading:

Read a book of your choice and try to write a BME for the story (a sentence about the beginning, middle and end).

Optional Challenge: Try to write the sentence in your own words. Don't copy the exact sentences in the book.

Writing:

In class, we are focusing on Instructional writing. Make a snack at home or draw a picture. Then create a step-by-step guide on how to make this. Remember to number your steps and use 'First, Next, Then and Finally' as your sentence starters.

Learning across the Curriculum

Topic: Weather

Create a picture with your favourite kind of weather in the setting (Rain, tornado, sunny). You can use any materials you would like. You can ask for some paper from school if needed.

Rights Respecting Schools

Choose an article from the Convention to research and find out more about it. One way to do this is to choose the article that relates to your date of birth. For example, if your birthday is 16 April, choose article 16. Write down what you have learned in your homework jotter. Remember - rights are indivisible, meaning that no right is more important than another one.

P1-3 Spelling Strategies

The strategies the children are taught are:

- **Using Phoneme Knowledge** (sounding out)
- **Syllabification** - breaking words down into syllables. The children can clap out words to identify syllables e.g. go-ing/An-drew
- **Word Shape** - Look at letter shape, size, ascending and descending letters.
- **Tricky Letters** - Looking at the position of tricky letters as an aid to spelling.
- **Compound Words** - Breaking the compound word into simple words e.g. into makes in and to.
- **Mnemonic** - using an aide memoire e.g. because - Big Elephants Can Add Up Sums Easily
- **Using Analogy** - If you know how to spell one word you can spell similar words e.g. if you can spell hill, you can spell mill, will, fill etc.

P1-3 Word Attack Strategies

- Look at the first letter
- Sound out the first few letters
- Break the word into syllables
- Look at the last letters
- Read the sentence again
- Look at the picture
- Look at the shape of the word









P1-3 Phoneme (sound) Methodology

Individuals will explore a list of words with the phoneme. They will be encouraged to say the words, make/break it, read it out loud and write the word. Children use the diagram below to support this in class.



Active Spelling Grid

<p><u>Pyramid Spelling</u> Write your words in a pyramid.</p> <p>f fr fro from</p>	<p><u>Chalk Spelling</u> Write your words on the smooth surface using chalk.</p> 	<p><u>Press-Ups</u> Do a press up for every letter in your word.</p> 
<p><u>Cheer Squad</u> Pretend you are a cheerleader and shout out your word. 'Give me a...'</p> 	<p><u>Silly Voices</u> Spell your words in a squeaky voice, villain voice or loud voice.</p> 	<p><u>Pasta</u> Make your words out of pasta shapes.</p> 
<p><u>Rainbow Spelling</u> Write your words three times. Use a different colour each time.</p> <p>said the and said the and said the and</p>	<p><u>Hopscotch Spelling</u> Make a hopscotch grid and write your words in each box. Throw a beanbag or stone onto the word. Sound out the word as you hop.</p> 	<p><u>Fancy Spelling</u> Write your words as fancy as possible.</p> 