

# Monthly Homework Grid - November 2024 Primary 7/6



## Numeracy & Mathematics

**Numeracy Focus:** Addition & Subtraction

Addition & Subtraction strategies:

Inverse calculations, bar modelling, word problems, taking away from zeros.

**Activity:** Practise inverse calculations. Can you use the same numbers for adding and subtraction?

**Mathematic Focus :** Angles, can you estimate angle size? Try measuring or drawing with a protractor.

Remember there are activities for you on Studyladder.

How to Guides:

Inverse Calculations and Bar modelling

[https://www.youtube.com/watch?v=enw\\_kJRS+4A](https://www.youtube.com/watch?v=enw_kJRS+4A)

Word Problems

<https://www.archbishopcourtenay.org.uk/multi-step-word-problems/>

Try the addition & subtraction tasks only.

Take away from zero

<https://www.youtube.com/watch?v=Ohz9aILObsw>

Measuring Angles

<https://www.bbc.co.uk/bitesize/articles/zjrcvwx#zt6dxg8>

Drawing Angles

<https://www.youtube.com/watch?v=FBopx1rCSPM>

## Literacy

**Spelling:**

Your spelling words will be in your homework jotter and updated weekly. Choose an activity from the active spelling grid to practise your words or write a paragraph containing your words.

**Reading:**

Try reading a book of a different genre- sci fi, comedy, thriller, anime. When reading can you spot descriptive language? Similes? Personification?

**Writing:**

Practise your narrative writing. Can you write a spooky story or firework story with lots of descriptive language?

**Optional challenge:** Include 2 similes and personification

Ideas for writing

<https://www.bbc.co.uk/bitesize/topics/zkgcwmn>

Grammar- descriptive language explanations

<https://www.bbc.co.uk/bitesize/topics/zfkk7ty>

## Learning across the Curriculum

**Topic: C.S.I**

Look at your families fingerprints. Can you take their prints and identify what type they have?

<https://www.youtube.com/watch?app=desktop&v=svKObTkxwN0>

**Value of the month: Respect**

How can you show respect? <https://www.bbc.co.uk/teach/super movers/articles/zr32wnb>

## P4-7 Spelling Strategies




1. **Knowledge and Use of Phonics** - 'sh' 'dge' 'ie'
2. **Syllabification** - 'Jan-u-a-ry' - 4 syllables
3. **Words within Words** - cloudy - 'loud'
4. **Compound Words** - outside - 'out' + 'side' = outside
5. **Using Analogy** - fly/my/shy/cry
6. **Mnemonic** - because - big elephants can always understand small elephants
7. **Spelling Rules** - 'i' before 'e' except after 'c'
8. **Diacritical Marking Code** - . (single sound) \_\_ (joint phoneme) ◡ (split phoneme)

## P4-7 Reading Strategies

1. **Metalinguistics** - the meaning of unfamiliar words
2. **Summary** - a brief statement or account of the main points of something
3. **Inference** - literal and inferential messages from texts to find out more about the setting, main events, characters, actions/feelings and plot
4. **Visualisation** - Visualisation is creating pictures in your mind as you read using evidence from the text
5. **Prior knowledge** - refers to what a learner already knows before learning new information
6. **Main Ideas** - find the most important details from the text - read between the lines to find authors themes



# Active Spelling Grid

<p><b><u>Silly Sentences</u></b></p> <p>Choose 5 of your spelling words to write a silly sentence.</p> <p>e.g. School</p> <p>I wear my pyjamas to school.</p>	<p><b><u>Across and Down</u></b></p> <p>Write all of your spelling words for today across and down.</p> <p>e.g. N o w</p> <p>o</p> <p>w</p>	<p><b><u>Rhyme Time</u></b></p> <p>Write out your spelling words. Now write out a word that rhymes with each of your spelling words.</p> <p>e.g. School - pool</p>
<p><b><u>Upper and Lowercase</u></b></p> <p>Practise writing your spelling words in upper and lower case letters.</p> <p>e.g. school - SCHOOL</p>	<p><b><u>Fancy Spelling</u></b></p> <p>Practise writing your spelling words in curly writing.</p> 	<p><b><u>Funny Voices</u></b></p> <p>Practise spelling your words out loud using one of the voices below.</p> <p>Deep voice</p> <p>Whisper voice</p> <p>Baby voice</p> <p>Opera voice</p>
<p><b><u>Jumping Spelling</u></b></p> <p>Practise spelling your words out loud. Jump as you say each letter in the word.</p> 	<p><b><u>Paint spelling</u></b></p> <p>Spread a thin layer of paint in a shallow tray or plate. Use your finger to practise spelling your words.</p> 	<p><b><u>Chalk spelling</u></b></p> <p>Use chalk to practise spelling your words. You can either do this on paper or a chalk board if you have one, or if you are allowed you can write on the ground outside.</p> 