



Monthly Homework Grid - November 2024 Primary 5/6

Numeracy & Mathematics

Numeracy Focus: Addition, Subtraction and Multiplication

Addition & Subtraction strategies:

Formal and mental strategies, inverse calculations, word problems, taking away from zeros.

Activity: Practise inverse calculations. Can you use the same numbers for adding and subtraction?

Multiplication strategies and activities:

Recognise patterns in times tables, use multiples of 10 to create new facts, find common multiples between tables, practise recalling times table facts, practise calculating multiplication answers using formal and written methods. Find out if numbers are prime.

How to Guides:

Inverse Calculations and Bar modelling

https://www.youtube.com/watch?v=enw_kJRSt4A

Word Problems

<https://www.archbishopcourtenay.org.uk/multi-step-word-problems/>

Try the addition & subtraction tasks only.

Take away from zero

<https://www.youtube.com/watch?v=Ohz9aILObsw>

How to multiply and divide by 10 and 100

<https://www.bbc.co.uk/bitesize/articles/z2fkwxs>

Common Multiples

<https://www.bbc.co.uk/bitesize/guides/zj96jsg/revision/1>

Prime Numbers

<https://www.bbc.co.uk/bitesize/articles/z2q26fr#zn66vj6>

Literacy

Spelling:

Your spelling words will be in your homework jotter and updated weekly. Choose an activity from the active spelling grid to practise your words or write a paragraph containing your words.

Reading:

Choose a book to read at home. Write down any examples of descriptive language you find. Try to include a simile, a metaphor, onomatopoeia or detailed descriptive language.

Writing:

Practise your narrative writing. Can you write a spooky story or firework story with lots of descriptive language?

Optional challenge: Try to include direct dialogue.

Ideas for writing

<https://www.bbc.co.uk/bitesize/topics/zkqcwmm>

Grammar- descriptive language explanations

<https://www.bbc.co.uk/bitesize/topics/zfkk7ty>

Speech Marks

<https://www.bbc.co.uk/bitesize/articles/ztcp97h>

Learning across the Curriculum

Topic: STEM - Materials

Chemical Changes:

With an adult's supervision and help, investigate examples of Chemical Reactions and try to conduct one at home. Chemical reactions take place even when you are baking! Write down the steps you took during your chemical reaction and explain what changes you saw.

Chemical Reactions: <https://www.bbc.co.uk/bitesize/articles/zwxhk2p#zf93ydm>

Value of the month: Respect

How can you show respect? <https://www.bbc.co.uk/teach/super movers/articles/zr32wnb>

P4-7 Spelling Strategies




1. **Knowledge and Use of Phonics** - 'sh' 'dge' 'ie'
2. **Syllabification** - 'Jan-u-a-ry' - 4 syllables
3. **Words within Words** - cloudy - 'loud'
4. **Compound Words** - outside - 'out' + 'side' = outside
5. **Using Analogy** - fly/my/shy/cry
6. **Mnemonic** - because - big elephants can always understand small elephants
7. **Spelling Rules** - 'i' before 'e' except after 'c'
8. **Diacritical Marking Code** - . (single sound) __ (joint phoneme) ◡ (split phoneme)

P4-7 Reading Strategies

1. **Metalinguistics** - the meaning of unfamiliar words
2. **Summary** - a brief statement or account of the main points of something
3. **Inference** - literal and inferential messages from texts to find out more about the setting, main events, characters, actions/feelings and plot
4. **Visualisation** - Visualisation is creating pictures in your mind as you read using evidence from the text
5. **Prior knowledge** - refers to what a learner already knows before learning new information
6. **Main Ideas** - find the most important details from the text - read between the lines to find authors themes



Active Spelling Grid

<p><u>Silly Sentences</u></p> <p>Choose 5 of your spelling words to write a silly sentence.</p> <p>e.g. School</p> <p>I wear my pyjamas to school.</p>	<p><u>Across and Down</u></p> <p>Write all of your spelling words for today across and down.</p> <p>e.g. N o w</p> <p>o</p> <p>w</p>	<p><u>Rhyme Time</u></p> <p>Write out your spelling words. Now write out a word that rhymes with each of your spelling words.</p> <p>e.g. School - pool</p>
<p><u>Upper and Lowercase</u></p> <p>Practise writing your spelling words in upper and lower case letters.</p> <p>e.g. school - SCHOOL</p>	<p><u>Fancy Spelling</u></p> <p>Practise writing your spelling words in curly writing.</p> 	<p><u>Funny Voices</u></p> <p>Practise spelling your words out loud using one of the voices below.</p> <p>Deep voice</p> <p>Whisper voice</p> <p>Baby voice</p> <p>Opera voice</p>
<p><u>Jumping Spelling</u></p> <p>Practise spelling your words out loud. Jump as you say each letter in the word.</p> 	<p><u>Paint spelling</u></p> <p>Spread a thin layer of paint in a shallow tray or plate. Use your finger to practise spelling your words.</p> 	<p><u>Chalk spelling</u></p> <p>Use chalk to practise spelling your words. You can either do this on paper or a chalk board if you have one, or if you are allowed you can write on the ground outside.</p> 