



Monthly Homework Grid - November 2024 - Primary 5

Numeracy & Mathematics

Numeracy Focus: Subtraction

Mental Subtraction strategies: Removal, Place Value and Negative Numbers; Subtracting in chunks

Formal Addition: Column Subtraction (chimney sums), exchanging

Activity: Develop your understanding of subtraction with 2, 3, 4 and 5 digit numbers

Extra challenge: Try subtracting 6 digit numbers.

Practise both mental strategies and formal methods. E.g. $784 - 351 =$; $6000 - \underline{\quad} = 2749$
(What different mental strategies can you apply?)

Formal methods:

598	9047	70000
- 249	-6285	- 33426

***SELF-CORRECT any work you do using a calculator.**

Mathematic Focus : Perimeter

Go on a 2D shape hunt around your home. Draw round the shapes you find. Measure the length of each side with a ruler to the nearest centimetre (cm). Total the lengths of all the sides and record your answer in cm.

Perimeter Definition: The perimeter is the distance around a 2D shape.

How to Guides: Column Addition: [How to use column subtraction - BBC Bitesize](#)

Perimeter: [Perimeter on a grid - Maths - Learning with BBC Bitesize](#)

Literacy

Spelling: Your spelling words will be in your homework jotter and updated weekly. Choose an activity from the active spelling grid to practise your words. **Extra challenge:** Could you write a paragraph containing your words? Or ask a family member to dictate some sentences for you which contain your words?

Reading: Continue to read books of your own choosing and complete your Reading Record in your weekly homework jotter.

Extra challenge: summarise, visualise or find the meaning of unfamiliar words in a dictionary/online (metalinguistics)

Writing: Narrative Text. Enjoying creating your own stories from your imagination. Can you use some writer's devices like similes, alliteration and onomatopoeia?

How to Guides: Figurative Writing: [Bing Videos](#)

Learning across the Curriculum

Topic: Materials

Look around your home. Where can you find examples of solids, liquids and gases?


Value of the month: Respect

Take time to consider the word RESPECT. What does it mean? What does it look like? Think of ways you demonstrate the value of respect at home, school and in your community.

Rights Respecting Schools

Choose an article from the Convention to research and find out more about it. One way to do this is to choose the article that relates to your date of birth. For example, if your birthday is 16 April, choose article 16. Write down what you have learned in your homework jotter. Remember – rights are indivisible, meaning that no right is more important than another one.

P4-7 Spelling Strategies




1. **Knowledge and Use of Phonics** - 'sh' 'dge' 'ie'
2. **Syllabification** - 'Jan-u-a-ry' - 4 syllables
3. **Words within Words** - cloudy - 'loud'
4. **Compound Words** - outside - 'out' + 'side' = outside
5. **Using Analogy** - fly/my/shy/cry
6. **Mnemonic** - because - big elephants can always understand small elephants
7. **Spelling Rules** - 'i' before 'e' except after 'c'
8. LOOK - SAY - COVER - WRITE - CHECK
9. **Diacritical Marking Code**  . (single sound) __ (joint phoneme) (split phoneme)

P4-7 Reading Strategies

1. **Metalinguistics** - the meaning of unfamiliar words
2. **Summary** - a brief statement or account of the main points of something
3. **Inference** - literal and inferential messages from texts to find out more about the setting, main events, characters, actions/feelings and plot
4. **Visualisation** - Visualisation is creating pictures in your mind as you read using evidence from the text
5. **Prior knowledge** - refers to what a learner already knows before learning new information
6. **Main Ideas** - find the most important details from the text - read between the lines to find authors themes



Active Spelling Grid

<p><u>Silly Sentences</u></p> <p>Choose 5 of your spelling words to write a silly sentence.</p> <p>e.g. School</p> <p>I wear my pyjamas to school.</p>	<p><u>Across and Down</u></p> <p>Write all of your spelling words for today across and down.</p> <p>e.g. N o w</p> <p>o</p> <p>w</p>	<p><u>Rhyme Time</u></p> <p>Write out your spelling words. Now write out a word that rhymes with each of your spelling words.</p> <p>e.g. School - pool</p>
<p><u>Upper and Lowercase</u></p> <p>Practise writing your spelling words in upper and lower case letters.</p> <p>e.g. school - SCHOOL</p>	<p><u>Fancy Spelling</u></p> <p>Practise writing your spelling words in curly writing.</p> 	<p><u>Funny Voices</u></p> <p>Practise spelling your words out loud using one of the voices below.</p> <p>Deep voice</p> <p>Whisper voice</p> <p>Baby voice</p> <p>Opera voice</p>
<p><u>Jumping Spelling</u></p> <p>Practise spelling your words out loud. Jump as you say each letter in the word.</p> 	<p><u>Paint spelling</u></p> <p>Spread a thin layer of paint in a shallow tray or plate. Use your finger to practise spelling your words.</p> 	<p><u>Chalk spelling</u></p> <p>Use chalk to practise spelling your words. You can either do this on paper or a chalk board if you have one, or if you are allowed you can write on the ground outside.</p> 