

Monthly Homework Grid - November 2024 - Primary 4



Numeracy & Mathematics

Numeracy Focus: Subtraction

Subtraction strategies: column subtraction, exchanging (borrowing), jump strategy, partitioning

Activity: Develop your understanding of subtraction by subtracting 2, 3, 4 and for an **extra challenge** 5 digit numbers.

Mathematic Focus : Data Analysis/Information Handling

. Create a questionnaire and gather data about your family and/or friends about their favourite meals, snacks and drinks. Use Tally Marks to record this data. You could present your findings in a graph. For an **extra challenge**: Can you make a digital graph on the computer?

How to Guides:

Partitioning

<https://www.bbc.co.uk/bitesize/articles/zmr72sg>

Column Subtraction/Exchanging (borrowing)

<https://www.bbc.co.uk/bitesize/articles/zc78srd>

Jump Strategy

<https://www.youtube.com/watch?v=9hHq0Y9tBkQ>

Data Analysis and Information Handling

<https://www.bbc.co.uk/bitesize/clips/z4tr87h>

Literacy

Spelling:

Your spelling words will be in your homework jotter and updated weekly. Choose an activity from the active spelling grid to practise your words or write a paragraph containing your words.

Reading:

Read a book of your choice and make up your own **inference** questions about the text.

Writing:

Research information about your favourite sport. Can you create an information report it?

Optional challenge: include your spelling words

How to Guides:

Diacritical Marking

<https://www.youtube.com/watch?v=8y1-QFjT5yc>

Learning across the Curriculum

Rights Respecting Schools

Choose an article from the Convention to research and find out more about it. One way to do this is to choose the article that relates to your date of birth. For example, if your birthday is 16 April, choose article 16. Write down what you have learned in your homework jotter. Remember - rights are indivisible, meaning that no right is more important than another one.

Value of the month: Respect

Take time to consider the word respect. What does it mean? What does it look like? Research the correct meaning in the dictionary.

P4-7 Spelling Strategies




1. **Knowledge and Use of Phonics** - 'sh' 'dge' 'ie'
2. **Syllabification** - 'Jan-u-a-ry' - 4 syllables
3. **Words within Words** - cloudy - 'loud'
4. **Compound Words** - outside - 'out' + 'side' = outside
5. **Using Analogy** - fly/my/shy/cry
6. **Mnemonic** - because - big elephants can always understand small elephants
7. **Spelling Rules** - 'i' before 'e' except after 'c'
8. **Diacritical Marking Code** - . (single sound) __ (joint phoneme) ◡ (split phoneme)

P4-7 Reading Strategies

1. **Metalinguistics** - the meaning of unfamiliar words
2. **Summary** - a brief statement or account of the main points of something
3. **Inference** - literal and inferential messages from texts to find out more about the setting, main events, characters, actions/feelings and plot
4. **Visualisation** - Visualisation is creating pictures in your mind as you read using evidence from the text
5. **Prior knowledge** - refers to what a learner already knows before learning new information
6. **Main Ideas** - find the most important details from the text - read between the lines to find authors themes



Active Spelling Grid

<p><u>Silly Sentences</u></p> <p>Choose 5 of your spelling words to write a silly sentence.</p> <p>e.g. School</p> <p>I wear my pyjamas to school.</p>	<p><u>Across and Down</u></p> <p>Write all of your spelling words for today across and down.</p> <p>e.g. N o w</p> <p>o</p> <p>w</p>	<p><u>Rhyme Time</u></p> <p>Write out your spelling words. Now write out a word that rhymes with each of your spelling words.</p> <p>e.g. School - pool</p>
<p><u>Upper and Lowercase</u></p> <p>Practise writing your spelling words in upper and lower case letters.</p> <p>e.g. school - SCHOOL</p>	<p><u>Fancy Spelling</u></p> <p>Practise writing your spelling words in curly writing.</p> 	<p><u>Funny Voices</u></p> <p>Practise spelling your words out loud using one of the voices below.</p> <p>Deep voice</p> <p>Whisper voice</p> <p>Baby voice</p> <p>Opera voice</p>
<p><u>Jumping Spelling</u></p> <p>Practise spelling your words out loud. Jump as you say each letter in the word.</p> 	<p><u>Paint spelling</u></p> <p>Spread a thin layer of paint in a shallow tray or plate. Use your finger to practise spelling your words.</p> 	<p><u>Chalk spelling</u></p> <p>Use chalk to practise spelling your words. You can either do this on paper or a chalk board if you have one, or if you are allowed you can write on the ground outside.</p> 