



Monthly Homework Grid - November 2024 - Early Level (Penguins)

Numeracy & Mathematics

Numeracy Focus: Numbers to 10

Activity: Number formation- Have someone at home say a number between 1-10 and you must write the number down. Also, write numbers 0-10 in the maths jotter using a coloured pen. Children can overwrite and then revise forming these on their own. For an **extra challenge** try making numbers to 10 out of pasta, Lego or other objects around the house.

Mathematic Focus : Patterns.

We have been exploring AB patterns in school. These patterns can include colours, shapes, sounds and more. Try to create your own 'AB' pattern using objects at home.

Optional Extra: Play the Shape pattern game. <https://www.topmarks.co.uk/ordering-and-sequencing/shape-patterns>

How to Guides:

Number Formation- <https://www.youtube.com/watch?v=wDIQp7ZGJfU>

AB Patterns

https://www.youtube.com/watch?v=nbUiVj_XVAM

Literacy

Spelling:

Your spelling words will be in your homework jotter and updated weekly. Choose an activity from the active spelling grid to practise your words.

Reading:

Read your school reading book every night. Ask someone at home to point to specific words in your book and see if you can identify them. **Remember to return the book to school each day**

Writing:

Write your sounds and words in your homework jotter. Make sure you are forming the letters correctly. Try to over write them and practise some on your own.

Optional Extra: Revise writing your name.

How to Guides:

Supporting your child with reading at home

<https://home.oxfordowl.co.uk/reading/reading-age-5-6-year-1/>

Supporting your child with writing at home

<https://home.oxfordowl.co.uk/english/primary-handwriting/handwriting-year-1-age-5-6/>

Learning across the Curriculum

Topic: Polar Lands

Using construction items (or craft items) create a home for an animal or explorer in the Antarctic.

Rights Respecting Schools

Choose an article from the Convention to research and find out more about it. One way to do this is to choose the article that relates to your date of birth. For example, if your birthday is 16 April, choose article 16. Write down what you have learned in your homework jotter. Remember - rights are indivisible, meaning that no right is more important than another one.



P1-3 Spelling Strategies

Please note - the P1 children are only beginning to learn these strategies so wont yet be familiar with them all

The strategies the children are taught are:

- **Using Phoneme Knowledge** (sounding out)
- **Syllabification** - breaking words down into syllables. The children can clap out words to identify syllables e.g. go-ing/An-drew
- **Word Shape** - Look at letter shape, size, ascending and descending letters.
- **Tricky Letters** - Looking at the position of tricky letters as an aid to spelling.
- **Compound Words** - Breaking the compound word into simple words e.g. into makes in and to.
- **Mnemonic** - using an aide memoire e.g. because - Big Elephants Can Add Up Sums Easily
- **Using Analogy** - If you know how to spell one word you can spell similar words e.g. if you can spell hill, you can spell mill, will, fill etc.

P1-3 Word Attack Strategies

Please note - the P1 children are only beginning to learn these strategies so wont yet be familiar with them all

- Look at the first letter
- Sound out the first few letters
- Break the word into syllables
- Look at the last letters
- Read the sentence again
- Look at the picture
- Look at the shape of the word







P1-3 Phoneme (sound) Methodology

*Please note - the P1 children are only beginning to learn this process so will not yet be able to do this method independently

Individuals will explore a list of words with the phoneme. They will be encouraged to say the words, make/break it, read it out loud and write the word. Children use the diagram below to support this in class.



Active Spelling Grid

<p><u>Pyramid Spelling</u> Write your words in a pyramid.</p> <p>f fr fro from</p>	<p><u>Chalk Spelling</u> Write your words on the smooth surface using chalk.</p> 	<p><u>Press-Ups</u> Do a press up for every letter in your word.</p> 
<p><u>Cheer Squad</u> Pretend you are a cheerleader and shout out your word. 'Give me a...'</p> 	<p><u>Silly Voices</u> Spell your words in a squeaky voice, villain voice or loud voice.</p> 	<p><u>Pasta</u> Make your words out of pasta shapes.</p> 
<p><u>Rainbow Spelling</u> Write your words three times. Use a different colour each time.</p> <p>said the and said the and said the and</p>	<p><u>Hopscotch Spelling</u> Make a hopscotch grid and write your words in each box. Throw a beanbag or stone onto the word. Sound out the word as you hop.</p> 	<p><u>Fancy Spelling</u> Write your words as fancy as possible.</p> 