

Monthly Homework Grid - October 2024 - Primary 2/1 (P2)



Numeracy & Mathematics

Numeracy Focus: Addition

Addition strategies Covered: Counting on and counting back. Ask someone at home to come up with an addition sum within 20 (13 + 3, 12 + 6, etc). Try to calculate the answer mentally. Have a discussion explaining how you got your answers- 'I started at 13 and counted on 3' OR 'I started at 6 and counted back to 12'.

Mathematic Focus : Shape.

In school we have been looking at 2D and 3D shapes. Can you pick 5 items from home and then identify the shape? Can you count how many sides each shape has?

Optional Challenge: We have started learning how to identify the properties of 3D shapes. Can you find any shapes around your home and identify the properties? (Faces and vertices)

How to Guides/Extra Support:

Counting on and Counting back

<https://www.youtube.com/watch?v=YnDEVpblqek>

Using a Ruler

<https://www.topmarks.co.uk/maths-games/measuring-in-cm>

Number Bonds

<https://www.bbc.co.uk/bitesize/articles/znmpf4j#zbctvj6>

Literacy

Spelling:

Your spelling words will be in your homework jotter and updated monthly. Choose an activity from the active spelling grid to practise your words or try to write your spelling words in a sentence.

Reading:

Read a book of your choice and write a few sentences about the main character. What is their name? Can you write a sentence describing their looks or personality? **Harry was very brave.**

The purple octopus had eight long legs.

Optional Challenge: Word hunt. Can you spot any of your spelling words in a book at home?

Writing:

Autumn Senses Poem

I see...

I hear...

I smell...

I feel...

Learning across the Curriculum

Topic: Ancient Egyptians

Can you use resources around the house to create an Ancient Egyptian pyramid? You could draw a pyramid or use junk cardboard to create one.

Modern Languages: French

Can you say 'Hello' and 'How are you?' in French. You can ask someone at home to ask you how you are to answer too.

P1-3 Spelling Strategies

The strategies the children are taught are:

- **Using Phoneme Knowledge** (sounding out)
- **Syllabification** - breaking words down into syllables. The children can clap out words to identify syllables e.g. go-ing/An-drew
- **Word Shape** - Look at letter shape, size, ascending and descending letters.
- **Tricky Letters** - Looking at the position of tricky letters as an aid to spelling.
- **Compound Words** - Breaking the compound word into simple words e.g. into makes in and to.
- **Mnemonic** - using an aide memoire e.g. because - Big Elephants Can Add Up Sums Easily
- **Using Analogy** - If you know how to spell one word you can spell similar words e.g. if you can spell hill, you can spell mill, will, fill etc.

P1-3 Word Attack Strategies

- Look at the first letter
- Sound out the first few letters
- Break the word into syllables
- Look at the last letters
- Read the sentence again
- Look at the picture
- Look at the shape of the word









P1-3 Phoneme (sound) Methodology

Individuals will explore a list of words with the phoneme. They will be encouraged to say the words, make/break it, read it out loud and write the word. Children use the diagram below to support this in class.



Active Spelling Grid

<p><u>Pyramid Spelling</u> Write your words in a pyramid.</p> <p>f fr fro from</p>	<p><u>Chalk Spelling</u> Write your words on the smooth surface using chalk.</p> 	<p><u>Press-Ups</u> Do a press up for every letter in your word.</p> 
<p><u>Cheer Squad</u> Pretend you are a cheerleader and shout out your word. 'Give me a...'</p> 	<p><u>Silly Voices</u> Spell your words in a squeaky voice, villain voice or loud voice.</p> 	<p><u>Pasta</u> Make your words out of pasta shapes.</p> 
<p><u>Rainbow Spelling</u> Write your words three times. Use a different colour each time.</p> <p>said the and said the and said the and</p>	<p><u>Hopscotch Spelling</u> Make a hopscotch grid and write your words in each box. Throw a beanbag or stone onto the word. Sound out the word as you hop.</p> 	<p><u>Fancy Spelling</u> Write your words as fancy as possible.</p> 