



Monthly Homework Grid - October 2024 - Primary _____

Numeracy & Mathematics

Numeracy Focus: Addition, Subtraction and Rounding

Addition strategies: bridging to the nearest 10, using doubles and near doubles, making friendly numbers. **Subtraction strategies:** Compensation and counting on. **Rounding:** Rounding a range of 2, 3, 4 and 5 digits to the nearest 10, 100 and 1000. Some rounding to the nearest whole number with 2d decimal points. **Number Bonds:** Fluency with number bonds to 10, 20, 50, 100 and 1000.

Mathematic Focus : Measure

Use a range of instruments to estimate, measure and record weight, capacity and length.
For an **extra challenge:** convert units between mm, cm and m, kg and g, ml and l.

How to Guides:

Partitioning

<https://www.bbc.co.uk/bitesize/articles/zmr72sg>

Carrying

<https://www.bbc.co.uk/bitesize/articles/z3kmrwx#zb8xfdm>

Number Bonds

<https://www.bbc.co.uk/bitesize/articles/znmpf4j#zbctvj6>

Measure

<https://www.bbc.co.uk/bitesize/articles/zqf4cwx#z7dpb7h>

Literacy

Spelling:

Your spelling words will be in your homework jotter and updated weekly/fortnightly. Choose an activity from the active spelling grid to practise your words or write a paragraph containing your words. Try to include adjectives, similes and detail in your writing. Remember to include your core targets.

Reading:

Read a book of your choice and **summarise, visualise** or **find the meaning of unfamiliar words in a dictionary/online (metalinguistics)**

Writing:

Watch a movie/read a book of choice. Can you write an alternative ending?

How to Guides:

Diacritical Marking

<https://www.youtube.com/watch?v=8y1-QFjT5yc>

Learning across the Curriculum

Topic: Term 1 - Kilsyth Term 2 - Materials and Chemical Changes

Research a famous scientist and create a PPT or poster about the impact they have had on our daily lives.

Research an animal or plant and explore their role and the energy flow in a food chain or food web.

Value of the month: Honesty

Take time to consider the word honesty. What does it mean? What does it look like? Research the correct meaning in the dictionary.

P4-7 Spelling Strategies




1. **Knowledge and Use of Phonics** - 'sh' 'dge' 'ie'
2. **Syllabification** - 'Jan-u-a-ry' - 4 syllables
3. **Words within Words** - cloudy - 'loud'
4. **Compound Words** - outside - 'out' + 'side' = outside
5. **Using Analogy** - fly/my/shy/cry
6. **Mnemonic** - because - big elephants can always understand small elephants
7. **Spelling Rules** - 'i' before 'e' except after 'c'
8. **Diacritical Marking Code** - . (single sound) __ (joint phoneme) ◡ (split phoneme)

P4-7 Reading Strategies

1. **Metalinguistics** - the meaning of unfamiliar words
2. **Summary** - a brief statement or account of the main points of something
3. **Inference** - literal and inferential messages from texts to find out more about the setting, main events, characters, actions/feelings and plot
4. **Visualisation** - Visualisation is creating pictures in your mind as you read using evidence from the text
5. **Prior knowledge** - refers to what a learner already knows before learning new information
6. **Main Ideas** - find the most important details from the text - read between the lines to find authors themes



Active Spelling Grid

<p><u>Silly Sentences</u></p> <p>Choose 5 of your spelling words to write a silly sentence.</p> <p>e.g. School</p> <p>I wear my pyjamas to school.</p>	<p><u>Across and Down</u></p> <p>Write all of your spelling words for today across and down.</p> <p>e.g. N o w</p> <p>o</p> <p>w</p>	<p><u>Rhyme Time</u></p> <p>Write out your spelling words. Now write out a word that rhymes with each of your spelling words.</p> <p>e.g. School - pool</p>
<p><u>Upper and Lowercase</u></p> <p>Practise writing your spelling words in upper and lower case letters.</p> <p>e.g. school - SCHOOL</p>	<p><u>Fancy Spelling</u></p> <p>Practise writing your spelling words in curly writing.</p> 	<p><u>Funny Voices</u></p> <p>Practise spelling your words out loud using one of the voices below.</p> <p>Deep voice</p> <p>Whisper voice</p> <p>Baby voice</p> <p>Opera voice</p>
<p><u>Jumping Spelling</u></p> <p>Practise spelling your words out loud. Jump as you say each letter in the word.</p> 	<p><u>Paint spelling</u></p> <p>Spread a thin layer of paint in a shallow tray or plate. Use your finger to practise spelling your words.</p> 	<p><u>Chalk spelling</u></p> <p>Use chalk to practise spelling your words. You can either do this on paper or a chalk board if you have one, or if you are allowed you can write on the ground outside.</p> 