



Monthly Homework Grid - October 2024 - Primary 6

Numeracy & Mathematics

Numeracy Focus: Addition & Subtraction

Addition strategies: chimney sums, carrying, friendly numbers (number bonds), rounding & adjusting, counting on or back or using doubles.

Activity: Develop your understanding of addition by adding together 4, 5, or 6 digit numbers and for an extra challenge give 7 digit numbers a go.

Mathematic Focus : 2D and 3D shapes

What shapes can you find in your house? Can you identify the properties of these shapes? Are there any triangles? Can you name them, isosceles, scalene, right angled or equilateral?

Try logging into Study ladder for lots of maths games and how to videos.

How to Guides:

Partitioning

<https://www.bbc.co.uk/bitesize/articles/zmr72sg>

Carrying

<https://www.bbc.co.uk/bitesize/articles/z3kmrwx#zb8xfdm>

Number Bonds

<https://www.bbc.co.uk/bitesize/articles/znmpf4j#zbctvj6>

2d & 3D Shapes

<https://www.bbc.co.uk/bitesize/topics/zt7xk2p>

Literacy

Spelling:

Your spelling words will be in your homework jotter and updated weekly. Choose an activity from the active spelling grid to practise your words or write a paragraph containing your words.

Reading:

Read a book of your choice and **summarise, visualise** or **find the meaning of unfamiliar words in a dictionary/online** (metalinguistics)

Writing:

Watch a movie/read a book of choice. Can you write an alternative ending?

Optional challenge: include your spelling words

Grammar

<https://www.bbc.co.uk/bitesize/topics/z4hrt39/articles/zr726yc#zvmh6g8>

Learning across the Curriculum

Topic: Tudors

What can you tell an adult about the Tudors, how did they come to rule England? Find out about Henry the 8th's wives, create a fact file about one of them. What happened after Henry the 8th died?

<https://www.natgeokids.com/uk/discover/history/monarchy/henry-viii-facts/>

Value of the month: Honesty

Take time to consider the word honesty. What does it mean? What does it look like? Research the correct meaning in the dictionary.

P4-7 Spelling Strategies




1. **Knowledge and Use of Phonics** - 'sh' 'dge' 'ie'
2. **Syllabification** - 'Jan-u-a-ry' - 4 syllables
3. **Words within Words** - cloudy - 'loud'
4. **Compound Words** - outside - 'out' + 'side' = outside
5. **Using Analogy** - fly/my/shy/cry
6. **Mnemonic** - because - big elephants can always understand small elephants
7. **Spelling Rules** - 'i' before 'e' except after 'c'
8. **Diacritical Marking Code** - . (single sound) __ (joint phoneme) ◡ (split phoneme)

P4-7 Reading Strategies

1. **Metalinguistics** - the meaning of unfamiliar words
2. **Summary** - a brief statement or account of the main points of something
3. **Inference** - literal and inferential messages from texts to find out more about the setting, main events, characters, actions/feelings and plot
4. **Visualisation** - Visualisation is creating pictures in your mind as you read using evidence from the text
5. **Prior knowledge** - refers to what a learner already knows before learning new information
6. **Main Ideas** - find the most important details from the text - read between the lines to find authors themes



Active Spelling Grid

<p><u>Silly Sentences</u></p> <p>Choose 5 of your spelling words to write a silly sentence.</p> <p>e.g. School</p> <p>I wear my pyjamas to school.</p>	<p><u>Across and Down</u></p> <p>Write all of your spelling words for today across and down.</p> <p>e.g. N o w</p> <p>o</p> <p>w</p>	<p><u>Rhyme Time</u></p> <p>Write out your spelling words. Now write out a word that rhymes with each of your spelling words.</p> <p>e.g. School - pool</p>
<p><u>Upper and Lowercase</u></p> <p>Practise writing your spelling words in upper and lower case letters.</p> <p>e.g. school - SCHOOL</p>	<p><u>Fancy Spelling</u></p> <p>Practise writing your spelling words in curly writing.</p> 	<p><u>Funny Voices</u></p> <p>Practise spelling your words out loud using one of the voices below.</p> <p>Deep voice</p> <p>Whisper voice</p> <p>Baby voice</p> <p>Opera voice</p>
<p><u>Jumping Spelling</u></p> <p>Practise spelling your words out loud. Jump as you say each letter in the word.</p> 	<p><u>Paint spelling</u></p> <p>Spread a thin layer of paint in a shallow tray or plate. Use your finger to practise spelling your words.</p> 	<p><u>Chalk spelling</u></p> <p>Use chalk to practise spelling your words. You can either do this on paper or a chalk board if you have one, or if you are allowed you can write on the ground outside.</p> 