



Monthly Homework Grid - October 2024 - Primary 1

Numeracy & Mathematics

Numeracy Focus: Numbers to 10

Activity: Practise counting objects from around your house. Practise writing your answer. Make sure that your numbers are facing the correct way. For an **extra challenge** try some numbers beyond 10.

Mathematic Focus : 2D Shape & 3D Objects

Go on a shape hunt around your house or in your garden. How many different shapes can you see? Can you draw some of them? Explain to an adult the difference between 2d shapes and 3d objects. **Optional Extra:** Play the Match the Shape game on the link below

https://cdn.oxfordowl.co.uk/2016/05/10/08/28/28/967/20163_content/Match_the_Shape.html?username=

How to Guides:

Numbers to 10 with the Numberblocks

<https://www.bbc.co.uk/bitesize/topics/zyg7xbk/articles/zm86hcw>

Counting

<https://www.bbc.co.uk/bitesize/topics/zvcmtnd>

Literacy

Spelling:

Your spelling words will be in your homework jotter and updated weekly. Choose an activity from the active spelling grid to practise your words.

Reading:

Read your school reading book every night. Try to spot any familiar letters or words that we have been learning in class.

Remember to return the book to school each day

Writing:

Write your sounds and words in your homework jotter. Make sure you are forming the letters correctly. Try to over write them and practise some on your own.

How to Guides:

Supporting your child with reading at home

<https://home.oxfordowl.co.uk/reading/reading-age-5-6-year-1/>

Supporting your child with writing at home

<https://home.oxfordowl.co.uk/english/primary-handwriting/handwriting-year-1-age-5-6/>

Learning across the Curriculum

Topic: Percy the Park Keeper

Go on an outdoor walk with your family and look for some signs of Autumn.

Think about the changes that Percy might see in the Park as we change from Summer to Autumn.

Value of the month: Honesty

Take time to consider the word honesty. What does it mean? What does it look like? Research the correct meaning in the dictionary.



P1-3 Spelling Strategies

Please note - the P1 children are only beginning to learn these strategies so wont yet be familiar with them all

The strategies the children are taught are:

- **Using Phoneme Knowledge** (sounding out)
- **Syllabification** - breaking words down into syllables. The children can clap out words to identify syllables e.g. go-ing/An-drew
- **Word Shape** - Look at letter shape, size, ascending and descending letters.
- **Tricky Letters** - Looking at the position of tricky letters as an aid to spelling.
- **Compound Words** - Breaking the compound word into simple words e.g. into makes in and to.
- **Mnemonic** - using an aide memoire e.g. because - Big Elephants Can Add Up Sums Easily
- **Using Analogy** - If you know how to spell one word you can spell similar words e.g. if you can spell hill, you can spell mill, will, fill etc.

P1-3 Word Attack Strategies

Please note - the P1 children are only beginning to learn these strategies so wont yet be familiar with them all

- Look at the first letter
- Sound out the first few letters
- Break the word into syllables
- Look at the last letters
- Read the sentence again
- Look at the picture
- Look at the shape of the word







P1-3 Phoneme (sound) Methodology

*Please note - the P1 children are only beginning to learn this process so will not yet be able to do this method independently

Individuals will explore a list of words with the phoneme. They will be encouraged to say the words, make/break it, read it out loud and write the word. Children use the diagram below to support this in class.



Active Spelling Grid

<p><u>Pyramid Spelling</u> Write your words in a pyramid.</p> <p>f fr fro from</p>	<p><u>Chalk Spelling</u> Write your words on the smooth surface using chalk.</p> 	<p><u>Press-Ups</u> Do a press up for every letter in your word.</p> 
<p><u>Cheer Squad</u> Pretend you are a cheerleader and shout out your word. 'Give me a...'</p> 	<p><u>Silly Voices</u> Spell your words in a squeaky voice, villain voice or loud voice.</p> 	<p><u>Pasta</u> Make your words out of pasta shapes.</p> 
<p><u>Rainbow Spelling</u> Write your words three times. Use a different colour each time.</p> <p>said the and said the and said the and</p>	<p><u>Hopscotch Spelling</u> Make a hopscotch grid and write your words in each box. Throw a beanbag or stone onto the word. Sound out the word as you hop.</p> 	<p><u>Fancy Spelling</u> Write your words as fancy as possible.</p> 