

Monthly Homework Grid - October 2024 – Primary 7



Numeracy & Mathematics

Numeracy Focus: Addition and Subtraction

Addition strategies: chimney sums, carrying, friendly numbers (number bonds), partitioning

Activity: Develop your understanding of addition and subtraction by focussing on 3, 4, 5, 6 and 7 digit numbers. For an **extra challenge** 8 digit numbers.

How to Guides:

Partitioning

<https://www.bbc.co.uk/bitesize/articles/zmr72sg>

Carrying

<https://www.bbc.co.uk/bitesize/articles/z3kmrwx#zb8xfrm>

Number Bonds

<https://www.bbc.co.uk/bitesize/articles/znmpf4j#zbctvj6>

Literacy

Spelling:

Your spelling words will be in your homework jotter and updated weekly. Choose an activity from the active spelling grid to practise your words or write a paragraph containing your words.

Reading:

Read a book of your choice and **summarise, visualise** or **find the meaning of unfamiliar words in a dictionary/online** (metalinguistics)

Writing:

Watch a movie/read a book of choice. Can you write an alternative ending?

Optional challenge: include your spelling words

How to Guides:

Diacritical Marking

<https://www.youtube.com/watch?v=8y1-QFJT5yc>

Learning across the Curriculum

Topic: WW2

Can you find out about the most famous battles that took place during World War 2?

Value of the month: Honesty

Take time to consider the word honesty. What does it mean? What does it look like? Research the correct meaning in the dictionary.

P4-7 Spelling Strategies




1. **Knowledge and Use of Phonics** – ‘sh’
‘dge’ ‘ie’
2. **Syllabification** – ‘Jan-u-a-ry’ – 4
syllables
3. **Words within Words** – cloudy – ‘loud’
4. **Compound Words** – outside – ‘out’ +
‘side’ = outside
5. **Using Analogy** – fly/my/shy/cry
6. **Mnemonic** – because – big elephants
can always understand small elephants
7. **Spelling Rules** – ‘i’ before ‘e’ except
after ‘c’
8. **Diacritical Marking Code** - . (single
sound) __ (joint phoneme) ◡ (split
phoneme)

P4-7 Reading Strategies

1. **Metalinguistics** - the meaning of unfami
words
2. **Summary** - a brief statement or account of the
main points of something
3. **Inference** – literal and inferential messages
from texts to find out more about the setting,
main events, characters, actions/feelings and
plot
4. **Visualisation** – Visualisation is creating pictures
in your mind as you read using evidence from
the text
5. **Prior knowledge** – refers to what a learner
already knows before learning new information
6. **Main Ideas** – find the most important details
from the text – read between the lines to find
authors themes



Active Spelling Grid

<p><u>Silly Sentences</u></p> <p>Choose 5 of your spelling words to write a silly sentence.</p> <p>e.g. School</p> <p>I wear my pyjamas to school.</p>	<p><u>Across and Down</u></p> <p>Write all of your spelling words for today across and down.</p> <p>e.g. N o w</p> <p>o</p> <p>w</p>	<p><u>Rhyme Time</u></p> <p>Write out your spelling words. Now write out a word that rhymes with each of your spelling words.</p> <p>e.g. School - pool</p>
<p><u>Upper and Lowercase</u></p> <p>Practise writing your spelling words in upper and lower case letters.</p> <p>e.g. school - SCHOOL</p>	<p><u>Fancy Spelling</u></p> <p>Practise writing your spelling words in curly writing.</p> 	<p><u>Funny Voices</u></p> <p>Practise spelling your words out loud using one of the voices below.</p> <p>Deep voice</p> <p>Whisper voice</p> <p>Baby voice</p> <p>Opera voice</p>
<p><u>Jumping Spelling</u></p> <p>Practise spelling your words out loud. Jump as you say each letter in the word.</p> 	<p><u>Paint spelling</u></p> <p>Spread a thin layer of paint in a shallow tray or plate. Use your finger to practise spelling your words.</p> 	<p><u>Chalk spelling</u></p> <p>Use chalk to practise spelling your words. You can either do this on paper or a chalk board if you have one, or if you are allowed you can write on the ground outside.</p> 