



Monthly Homework Grid - October 2024 - Primary 5

Numeracy & Mathematics

Numeracy Focus: Addition

Mental Addition strategies: Doubles/Near Doubles; Making Tens; Friendly Numbers; Place Value; Compensation; Adding up in chunks

Formal Addition: Column Addition (chimney sums), carrying

Activity: Develop your understanding of addition by adding together 2, 3, 4 and 5 digit numbers

Extra challenge: Try adding 6 digit numbers.

Practise both mental strategies and formal methods. E.g. $136 + 247 =$; $6000 + 4000 + 3000 + 9000 =$ (What different mental strategies can you apply?)

Formal methods:

598	7690	80296
+279	+8583	+63526

***SELF-CORRECT any work you do using a calculator.**

Mathematic Focus : Symmetry

Go on a 2D shape hunt in your home and outdoors in your surrounding environment: Draw the shapes you see, name them and identify how many lines of symmetry are in each shape.

Extra challenge: Find shapes with more than 5 lines of symmetry.

Symmetry Definition: Symmetry is when an object looks the exact same on one side as the other. It is a mirror image.

How to Guides: Column Addition: [Add more than 4-digits together - Maths - Learning with BBC Bitesize](#)

Symmetry: <https://www.bbc.co.uk/bitesize/articles/z8t72p3>

Literacy

Spelling: Your spelling words will be in your homework jotter and updated weekly. Choose an activity from the active spelling grid to practise your words. **Extra challenge:** Could you write a paragraph containing your words? Or ask a family member to dictate some sentences for you which contain your words?

Reading: Continue to read books of your own choosing and complete your Reading Record in your weekly homework jotter.

Extra challenge: summarise, visualise or find the meaning of unfamiliar words in a dictionary/online (metalinguistics)

Writing: Research a topic of your choice and create an information text about it. e.g. report, fact file, leaflet

How to Guides: Information Texts: [Writing a non-chronological report - English - Learning with BBC Bitesize](#)

Learning across the Curriculum


Topic: Geography of Scotland

Where would you most like to go or visit in Scotland? Draw a map of Scotland, label places of interest and write a paragraph about them.

Value of the month: Honesty

Take time to consider the word honesty. What does it mean? What does it look like? Make a poster to demonstrate the value of Honesty.

P4-7 Spelling Strategies




1. **Knowledge and Use of Phonics** - 'sh' 'dge' 'ie'
2. **Syllabification** - 'Jan-u-a-ry' - 4 syllables
3. **Words within Words** - cloudy - 'loud'
4. **Compound Words** - outside - 'out' + 'side' = outside
5. **Using Analogy** - fly/my/shy/cry
6. **Mnemonic** - because - big elephants can always understand small elephants
7. **Spelling Rules** - 'i' before 'e' except after 'c'
8. LOOK - SAY - COVER - WRITE - CHECK
9. **Diacritical Marking Code**  . (single sound) __ (joint phoneme) (split phoneme)

P4-7 Reading Strategies

1. **Metalinguistics** - the meaning of unfamiliar words
2. **Summary** - a brief statement or account of the main points of something
3. **Inference** - literal and inferential messages from texts to find out more about the setting, main events, characters, actions/feelings and plot
4. **Visualisation** - Visualisation is creating pictures in your mind as you read using evidence from the text
5. **Prior knowledge** - refers to what a learner already knows before learning new information
6. **Main Ideas** - find the most important details from the text - read between the lines to find authors themes



Active Spelling Grid

<p><u>Silly Sentences</u></p> <p>Choose 5 of your spelling words to write a silly sentence.</p> <p>e.g. School</p> <p>I wear my pyjamas to school.</p>	<p><u>Across and Down</u></p> <p>Write all of your spelling words for today across and down.</p> <p>e.g. N o w</p> <p>o</p> <p>w</p>	<p><u>Rhyme Time</u></p> <p>Write out your spelling words. Now write out a word that rhymes with each of your spelling words.</p> <p>e.g. School - pool</p>
<p><u>Upper and Lowercase</u></p> <p>Practise writing your spelling words in upper and lower case letters.</p> <p>e.g. school - SCHOOL</p>	<p><u>Fancy Spelling</u></p> <p>Practise writing your spelling words in curly writing.</p> 	<p><u>Funny Voices</u></p> <p>Practise spelling your words out loud using one of the voices below.</p> <p>Deep voice</p> <p>Whisper voice</p> <p>Baby voice</p> <p>Opera voice</p>
<p><u>Jumping Spelling</u></p> <p>Practise spelling your words out loud. Jump as you say each letter in the word.</p> 	<p><u>Paint spelling</u></p> <p>Spread a thin layer of paint in a shallow tray or plate. Use your finger to practise spelling your words.</p> 	<p><u>Chalk spelling</u></p> <p>Use chalk to practise spelling your words. You can either do this on paper or a chalk board if you have one, or if you are allowed you can write on the ground outside.</p> 