



# Monthly Homework Grid - October 2024 - Primary 3a

## Numeracy & Mathematics

**Numeracy Focus:** Number Process

Addition strategies: chimney sums, carrying, friendly numbers (number bonds), partitioning  
**Activity:** Develop your understanding of addition by adding together 2, 3, 4 and for an **extra challenge** 5 digit numbers.

**Mathematic Focus :** Shape and Symmetry

Go on a 2D shape hunt! Can you identify how many lines of symmetry are in each shape? For an **extra challenge:** Find shapes with more than 5 lines of symmetry.

Symmetry Definition: Symmetry is when an object looks the exact same on one side as the other. It is a mirror image.

How to Guides:

Partitioning

<https://www.bbc.co.uk/bitesize/articles/zmr72sg>

Number Bonds

<https://www.bbc.co.uk/bitesize/articles/znmpf4j#zbctvj6>

Symmetry

<https://www.bbc.co.uk/bitesize/articles/z8t72p3>

## Literacy

**Spelling:**

Your spelling words will be in your homework jotter and updated weekly. Choose an activity from the active spelling grid to practise your words.

**Reading:**

Read your reading book when you bring it home. Choose a book from our class library and take it home to read with an adult.

**Writing:**

Write sentences which include your spelling words. Remember to use conjunctions to make your sentences more interesting.  
and but so because then

## Digital Learning





Children have access to some digital learning sites to reinforce their learning and will be given passwords to access them.

Sumdog

StudyLadder, online english literacy & mathematics. Kids activity games, worksheets and lesson plans.

[Log In to EducationCity](#)

# Active Spelling Grid

<p><b><u>Silly Sentences</u></b></p> <p>Choose 5 of your spelling words to write a silly sentence.</p> <p>e.g. School</p> <p>I wear my pyjamas to school.</p>	<p><b><u>Across and Down</u></b></p> <p>Write all of your spelling words for today across and down.</p> <p>e.g. N o w</p> <p>o</p> <p>w</p>	<p><b><u>Rhyme Time</u></b></p> <p>Write out your spelling words. Now write out a word that rhymes with each of your spelling words.</p> <p>e.g. School - pool</p>
<p><b><u>Upper and Lowercase</u></b></p> <p>Practise writing your spelling words in upper and lower case letters.</p> <p>e.g. school - SCHOOL</p>	<p><b><u>Fancy Spelling</u></b></p> <p>Practise writing your spelling words in curly writing.</p> 	<p><b><u>Funny Voices</u></b></p> <p>Practise spelling your words out loud using one of the voices below.</p> <p>Deep voice</p> <p>Whisper voice</p> <p>Baby voice</p> <p>Opera voice</p>
<p><b><u>Jumping Spelling</u></b></p> <p>Practise spelling your words out loud. Jump as you say each letter in the word.</p> 	<p><b><u>Paint spelling</u></b></p> <p>Spread a thin layer of paint in a shallow tray or plate. Use your finger to practise spelling your words.</p> 	<p><b><u>Chalk spelling</u></b></p> <p>Use chalk to practise spelling your words. You can either do this on paper or a chalk board if you have one, or if you are allowed you can write on the ground outside.</p> 

# Monthly Homework Grid - October 2024 - Primary 3a



## Learning Across the Curriculum

### **Topic: Early Man**

Look at some websites on the different periods of Early Man  
The Ice Age, The Stone Age, The Bronze Age, The Iron Age  
Which one has been your favourite?

Can you use junk materials to make a model that shows what life was like in these times? Or, can you build something that helped people survive in your favourite period? You could draw a picture of it if you prefer.

Bring it into class when you have completed it.

[What was life like in the Bronze Age? - BBC Bitesize](#)

[The Stone Age – Years 3/4 and P4/5 History Collection - BBC Bitesize](#)

[What was life like in the Iron Age? - BBC Bitesize](#)

[What was the Ice Age like? \(youtube.com\)](#)

[5 Giant Ice Age Animals | Natural History for Kids - YouTube](#)

### **Value of the month: Honesty**

Take time to consider the word honesty. What does it mean? What does it look like?

Create a poster to explain what you think this means and looks like.